

# Academic Dual Credit Students

Experiences and Performance  
in the BC Post-Secondary System



This infographic is a summary of key findings of the report prepared by Plaid Consulting.  
Both publications are available at [bccat.ca/search/publications](http://bccat.ca/search/publications).

ADC = Academic Dual Credit    PSI = post-secondary institution

STP = Student Transitions Project [www2.gov.bc.ca/gov/content/education-training/post-secondary-education/data-research/student-transitions-project](http://www2.gov.bc.ca/gov/content/education-training/post-secondary-education/data-research/student-transitions-project)

## Academic Dual Credit (ADC) Students:



- tend to take ADC courses in Grades 11 and 12
- are predominantly female
- tend to have a high GPA in English 12
- are typically high academic performers overall.

# 9,317

**ADC Students  
in BC Public  
Post-Secondary  
Institutions**

(2010/11-2016/17)

(Source: STP)



### **ADC Student Post-Secondary Performance**

The GPAs of ADC students are typically higher in Term 1, Year 1, and Year 2; but gender, English 12 GPA, and national status (domestic vs. international) are better indicators for post-secondary performance.

*Dual credit in BC occurs when credit is granted at both a secondary school and post-secondary institution for completion of a course.*

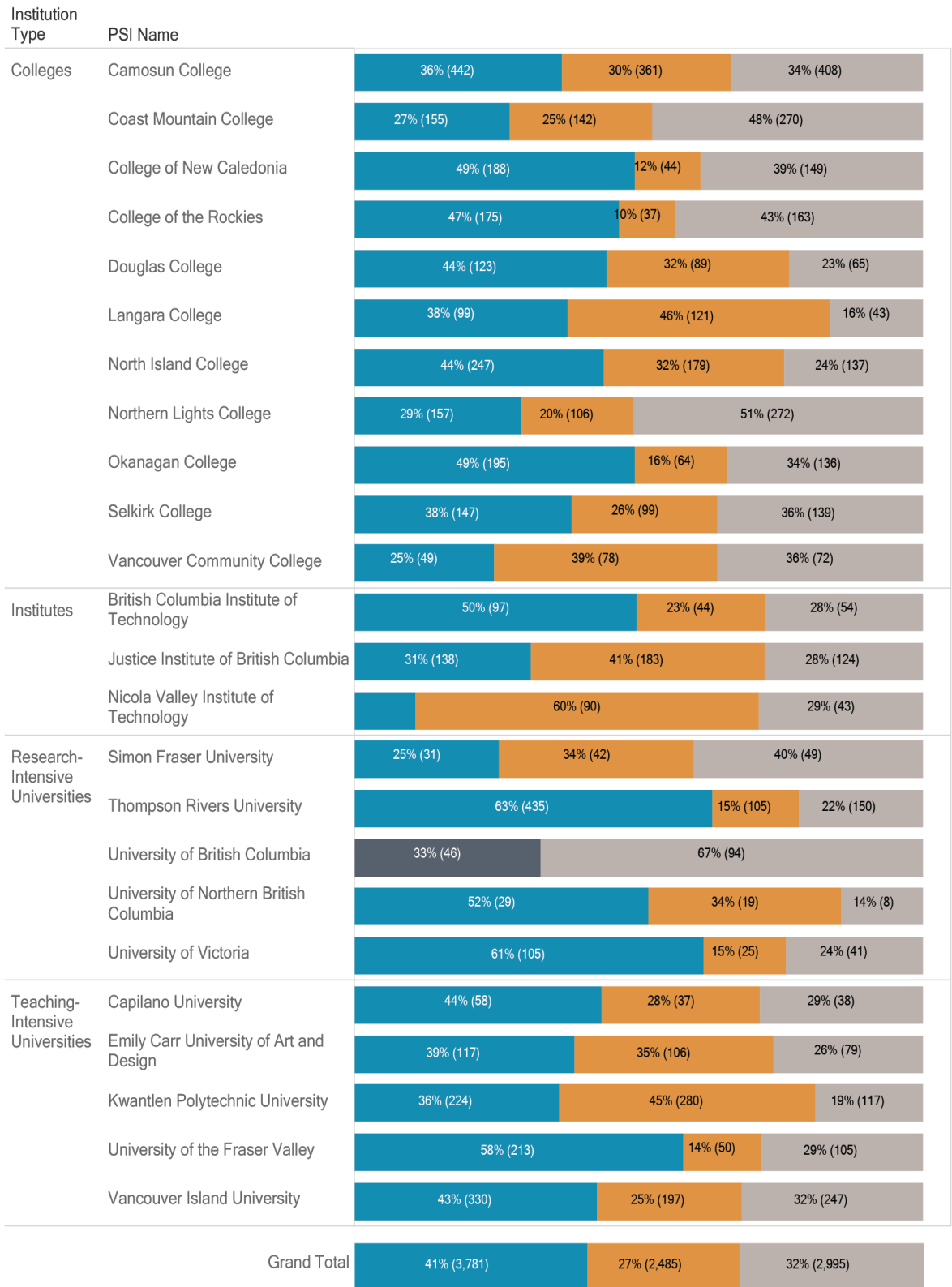
# ADC Students' Transition to BC Public Post-Secondary Education



**68%**  
continued to post-secondary

**41%**  
continued to the PSI where they had taken ADC courses

**27%**  
continued to a different PSI

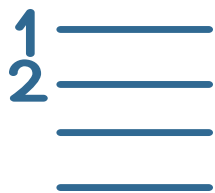


Category  
■ Attended Same Institution  
■ Attended Different Institution  
■ Attended Same or Different Institution  
■ Did not attend PSI

NOTES: UNBC is excluded from this chart due to a small sample size. The UBC data are combined into Attended Same or Different Institution due to a small sample size. Royal Roads University does not offer ADC. Students in the Did Not Attend PSI group may have attended private or non-BC PSI.

(Source: STP)

## Most common disciplines of completed credentials:



Multiple Disciplines



Business



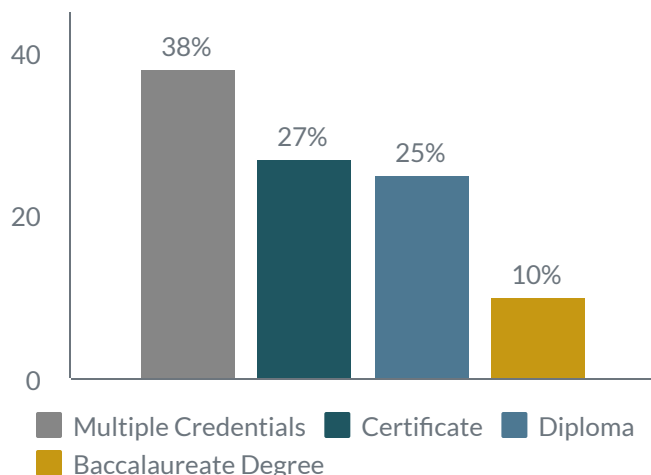
Health



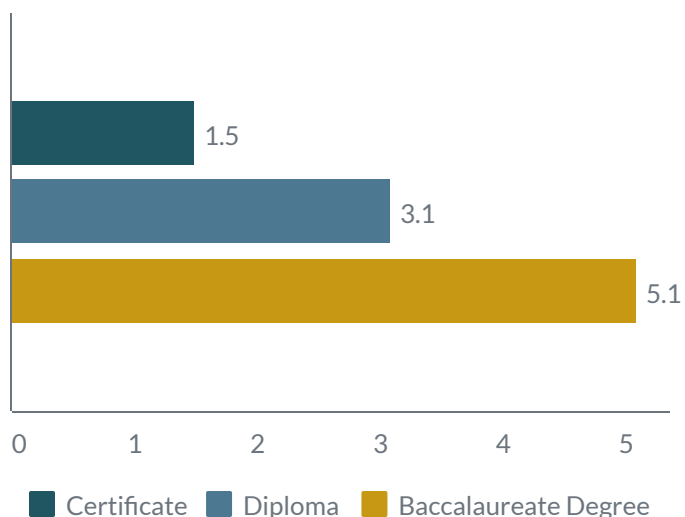
**22%** Completed 1 or more post-secondary credentials (2010/11 - 2017/18)

Among the 2,353 students who graduated with a post-secondary credential, the majority (897) completed credentials in multiple areas of study during their academic career.

## Most Common Credentials



## Years to Complete Credential (on average)

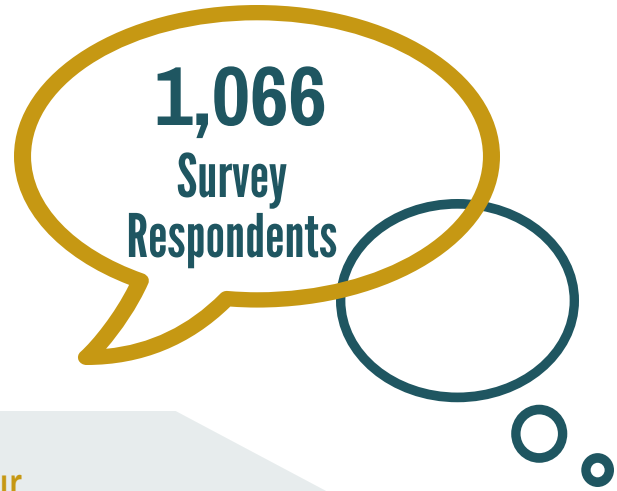


NOTE: For those completing multiple credentials, the time to completion ranged from 0 to 6 years.



# ADC Students Survey Overall Results

(Survey results may differ by institution.)



Most Helpful Aspects of ADC

Academic Rigour  
Post-Secondary Experience

Most Important Influencers of Decision to Take ADC

High School Counsellor  
Someone with ADC experience  
High School Teacher

Most Common Suggestion for Possible Improvement

More ADC programs

Post-Secondary Disciplines Most Frequently Studied

Arts & Sciences  
Criminology  
Business

**56-64%**  
undertook post-secondary programs relating to their ADC courses

Most respondents would recommend ADC to other students



*"Taking Dual Credit course(s) helped me for university, and being involved in a Dual Credit program was the best educational decision that I made."*