

Is it True? Is it New?

Testing your Student Mobility IQ

JAM 2017

Westin Wall Centre, Richmond

Anna Tikina


and

Robert Adamoski

Let's play:

- We'll provide a “fact” about student mobility.
- Your table will have 60 seconds to discuss.
- Your table will indicate **one** answer:
 - **Green** – it's true (or it's new);
 - **Red** – it's not true (or it's old news).
- Please keep track of how many your table gets correct.

Is it true that all 25 BC public institutions send and receive transfer credits?



Credits Sent Credits Received

-40,000

10,000

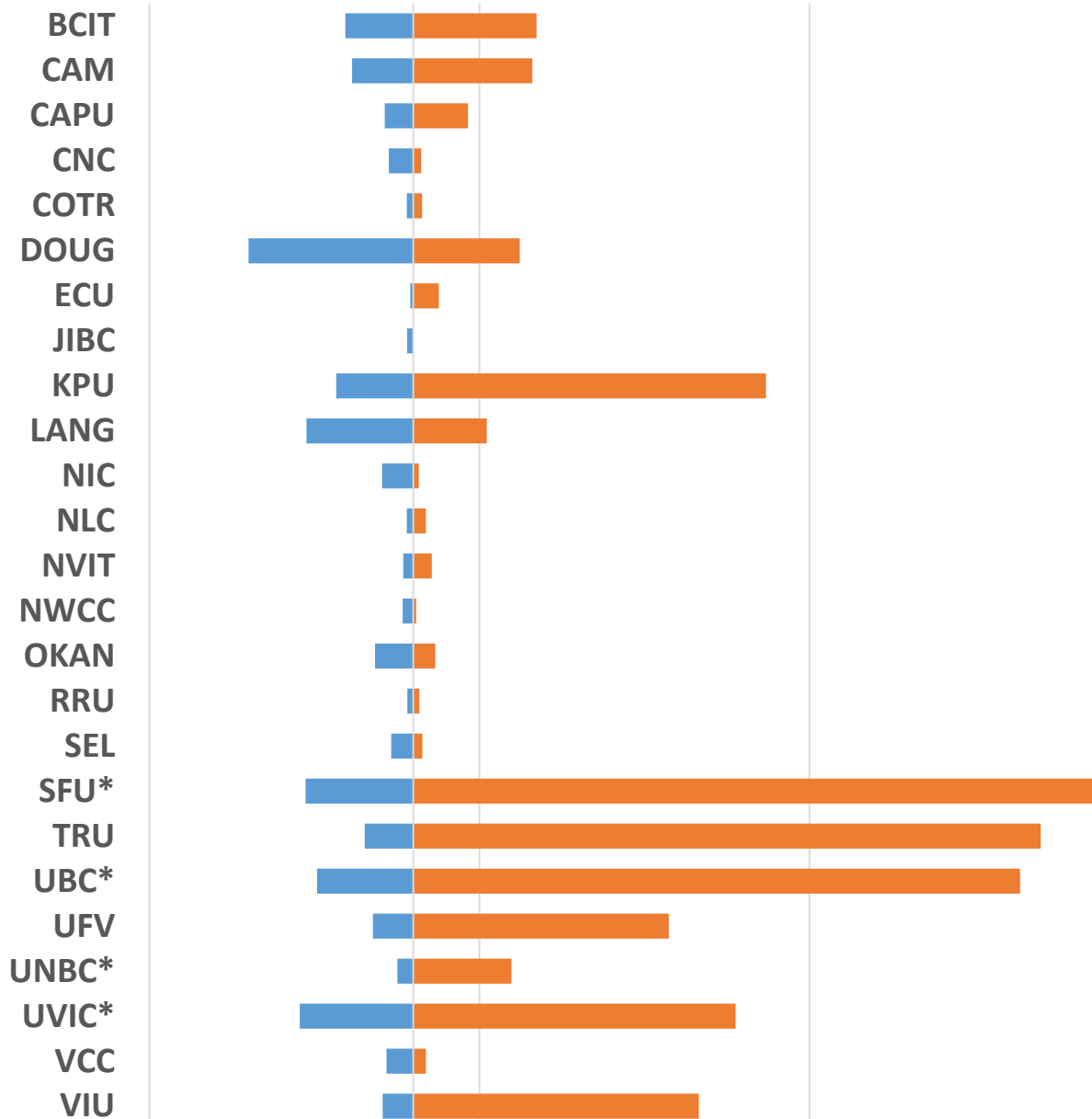
60,000

110,000


BCCAT

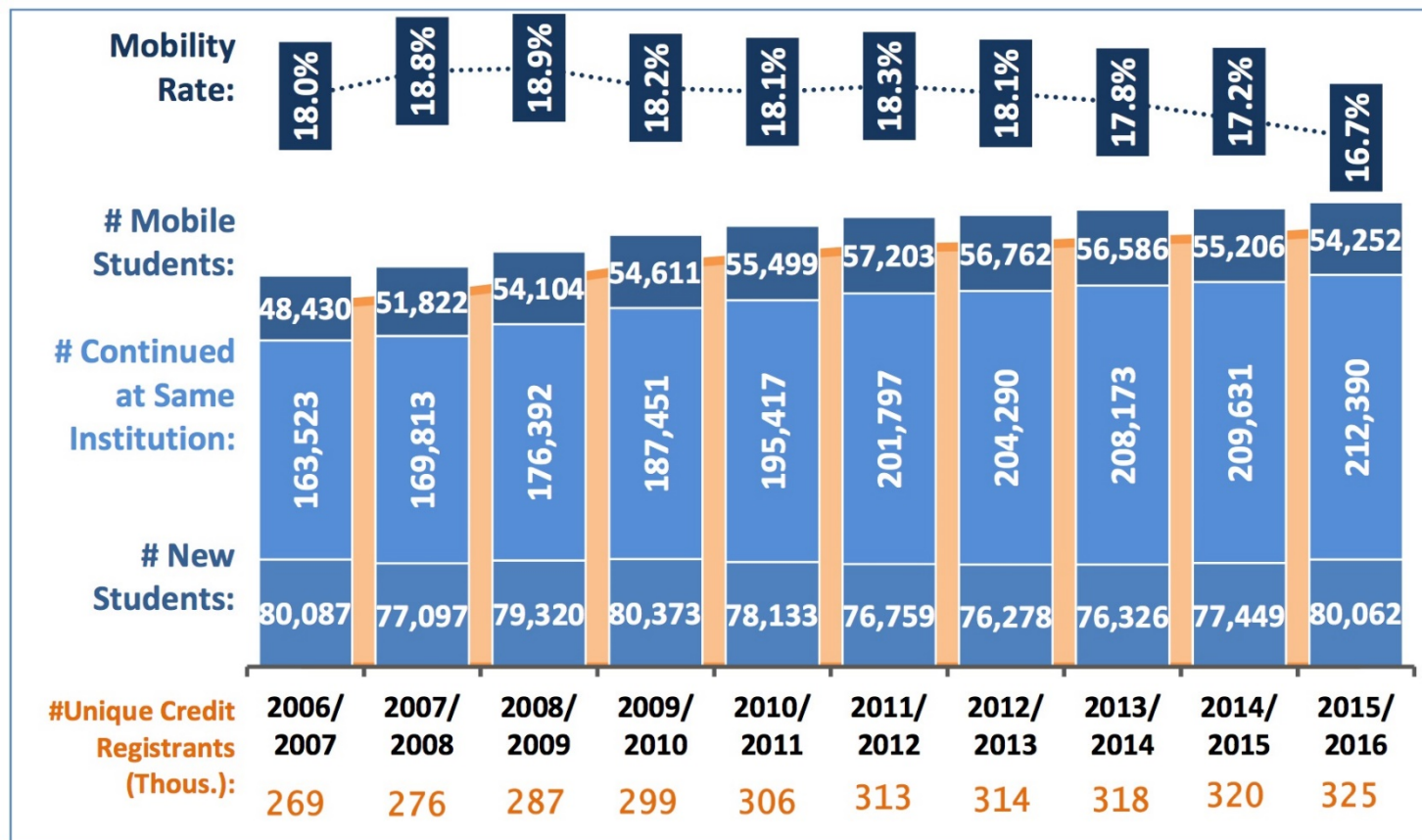
All
25

True



Over 50,000 students annually move from one BC public post-secondary institution to another. Is this new?





Not new



BRITISH
COLUMBIA


October 2017

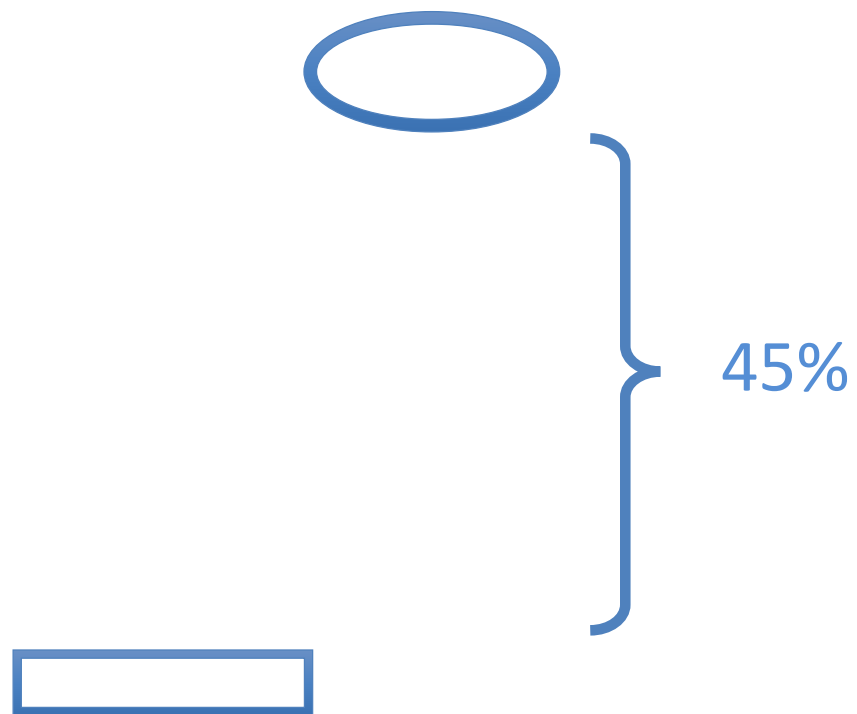
Highlights from the **Student Transitions Project** *Post-Secondary Student Mobility*

<https://www2.gov.bc.ca/gov/content/education-training/post-secondary-education/data-research/student-transitions-project>

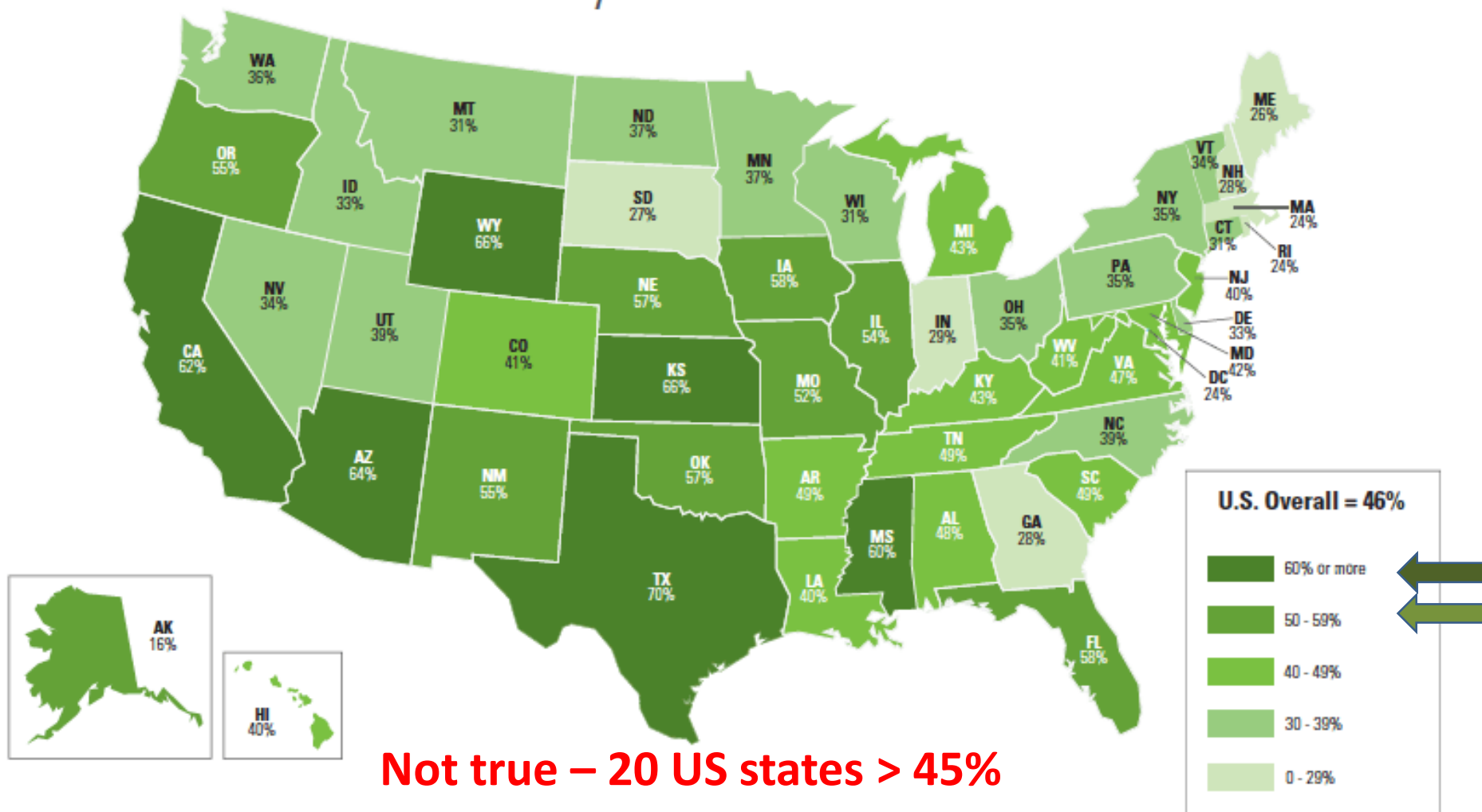
45% of BC baccalaureate degree completers attend more than one institution to complete their degree.

Is it true that this is higher than all but two US states?





Percentage of Students Completing Degrees at Four-Year Institutions Who Previously Enrolled at Two-Year Institutions*



Snapshot Report – Contribution of Two-Year Institutions to Four-Year Completions

by Christian Tizon | Mar 24, 2015 | Reports, Snapshot Report |



Contribution of
Two-Year Institutions
to Four-Year Completions

<https://nscresearchcenter.org/snapshotreport-twoyearcontributionfouryearcompletions17/>


B.C. BACHELOR'S DEGREE COMPLETERS OF 2013/2014

A Longitudinal Research Study from
the Student Transitions Project

PREPARED BY
JOANNE HESLOP,
STP MANAGER,
OCTOBER, 2015

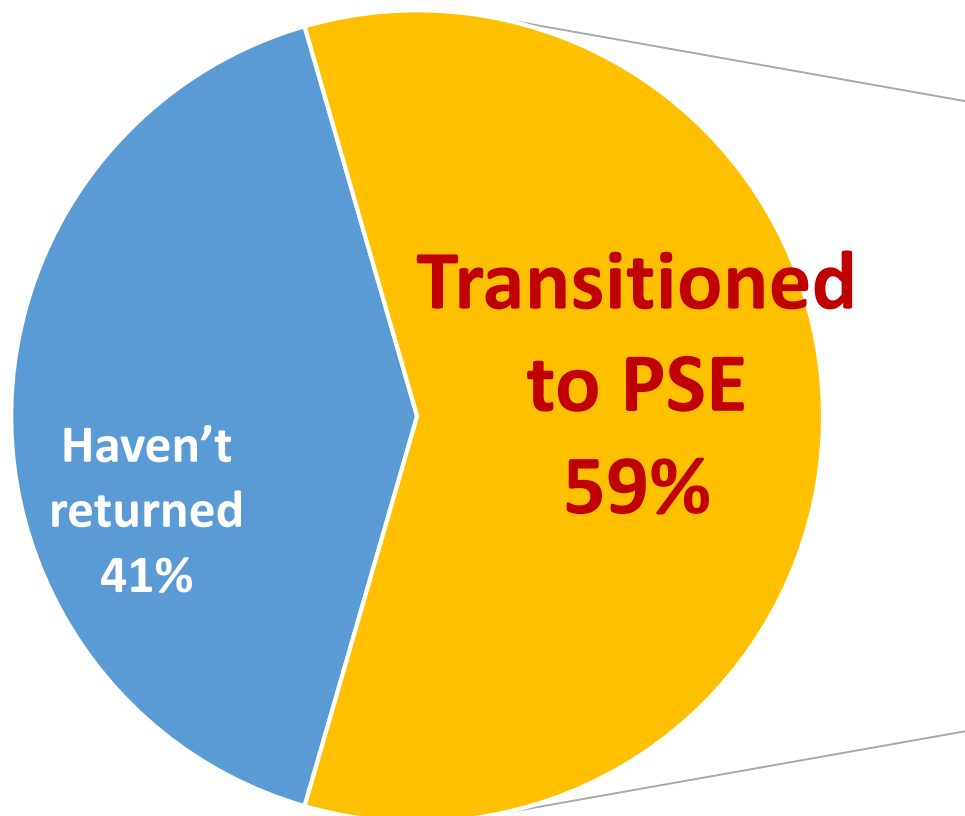
https://www2.gov.bc.ca/assets/gov/education/post-secondary-education/data-research/stp/bach_completers_of_2013-2014_report_v3_2015-10-07.pdf

Is it true that more than half of dual credit students continue into post-secondary?



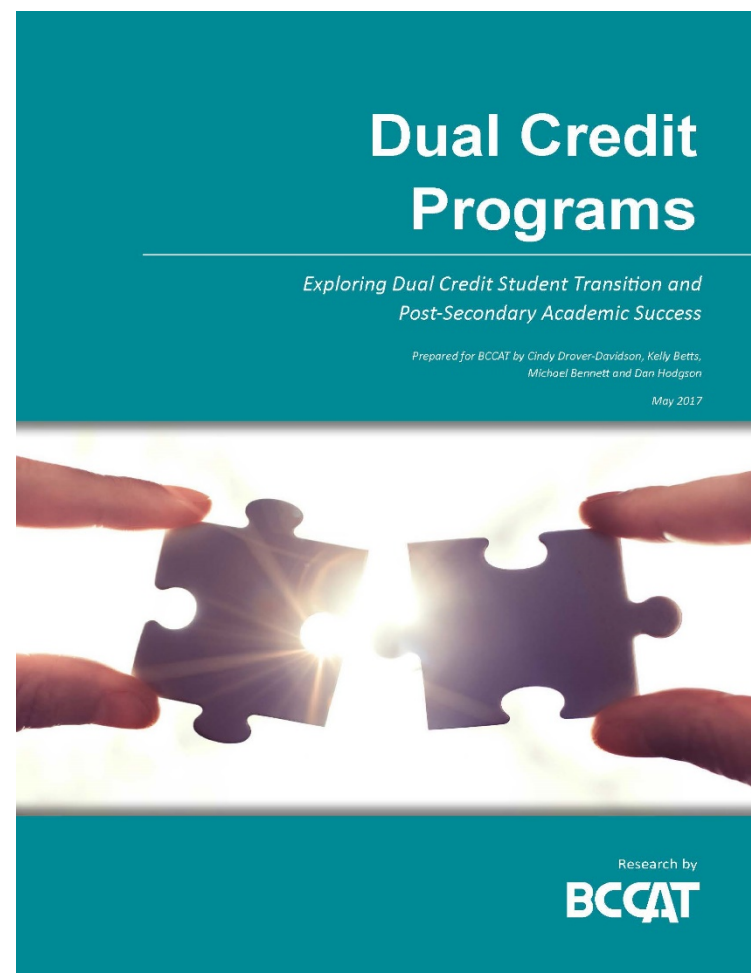
SIP Dual Credit Students: within 10 years

True



Passing grade was 68% or higher
depending on program/ course

Dual Credit Programs: Exploring Dual Credit Student Transition and Post-Secondary Academic Success. May 2017. (A case-study of South Island Partnership)



www.bccat.ca/Media/Default/pubs/dualcredit_may2017.pdf

Lightning Round: Is it true that the following students have above average mobility rates?




- Female students



20

Lightning Round: Is it true that the following students have above average mobility rates?

- Female students - **True**

Student Group	Student Mobility Rate
Gender:	
Female	18.0% 
Male	15.5% 
Student Mobility Rate - All Students	16.8% 

Lightning Round: Is it true that the following students have above average mobility rates?




- Indigenous students



20

Lightning Round: Is it true that the following students have above average mobility rates?

- Indigenous students - **True**

Student Group	Student Mobility Rate
Aboriginal Status:	
Aboriginal	22.8% 
Non-Aboriginal	16.5% 
Student Mobility Rate - All Students	16.8% 




Lightning Round: Is it true that the following students have above average mobility rates?

- International students

20

Lightning Round: Is it true that the following students have above average mobility rates?

- International students – **Not true**

Student Group		Student Mobility Rate
Visa Status:		
Domestic	18.0%	
International	9.8%	
Student Mobility Rate - All Students		16.8% 




BRITISH
COLUMBIA

October 2017

Highlights from the **Student Transitions Project** *Post-Secondary Student Mobility*

<https://www2.gov.bc.ca/gov/content/education-training/post-secondary-education/data-research/student-transitions-project>

Is it true that the average BC transfer student completes about half as many courses as the average direct entry student in their first year at university?



Not true


Credits Taken in First Year at Universities

RU Transfer Students **Direct Entry Students**

24.1

25.9

Is it true that BC transfer students have significantly lower GPAs when they convocate from a university than do direct entry students?

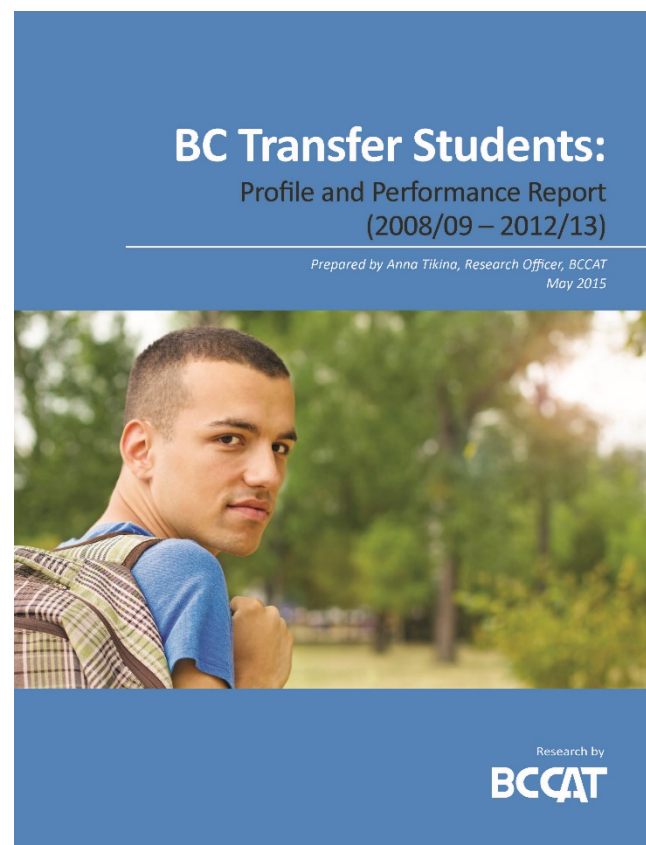


Not true

Typical GPA Trends during Studies



BC Transfer Students: Profile and Performance Reports (2008/09 – 2012/13). May 2015.



[www.bccat.ca/Media/Default/pubs/ProfileReport May2015.pdf](http://www.bccat.ca/Media/Default/pubs/ProfileReport_May2015.pdf)

What did we learn?

- Over **54,000** BC students move over well over **400,000** credits annually. This is fairly consistent, with perhaps a slight reduction in the proportion of mobile students.
- BC's transfer system has **higher transfer rates than 30 US states**. There are many transfer models. BC is fairly unique in having all public institutions sending and receiving.
- Transfer students differ from direct entry students **demographically**, but they take **similar course loads** and **perform as well** as direct entry students at university.

THANK YOU!

Anna Tikina atikina@bccat.ca

Robert Adamoski radamoski@bccat.ca