

# Some Perspectives on Transfer Effectiveness

What was obvious and not obvious from data SIRI analyzed in producing its report on  
Transfer Effectiveness for the B.C. Council on Admissions and Transfer

Jean Gomes, Analyst

Sophie Ducharme, Analyst

Strategic Information Research Institute

Press Enter to  
View Next Slide

Press Esc to  
Exit

**SIRI**

November 3, 1994

# Outline

- **Summary of Findings**
- **Reconciliations**
- **Methodology**
- **Implications**

Press Enter to  
View Next Slide

Press Esc to  
Exit

***SIRI***

# Summary of Findings

Press Enter to  
View Next Slide

Press Esc to  
Exit

***SIRI***

# Key Findings

- **Increasing university attendance is attributed to continuing students, not new entrants.**
- **Source of university sciences is Direct Entries; College Transfers enter Arts and Education, where they sustain their GPAs.**
- **College students are “milling about” in the college system before transferring.**
- **Direct Entries earn degrees at a faster rate than College Transfers; however, the completion rates for both groups are comparable over time.**

Press Enter to  
View Next Slide

Press Esc to  
Exit

**SIRI**

# First-Time Enrolment

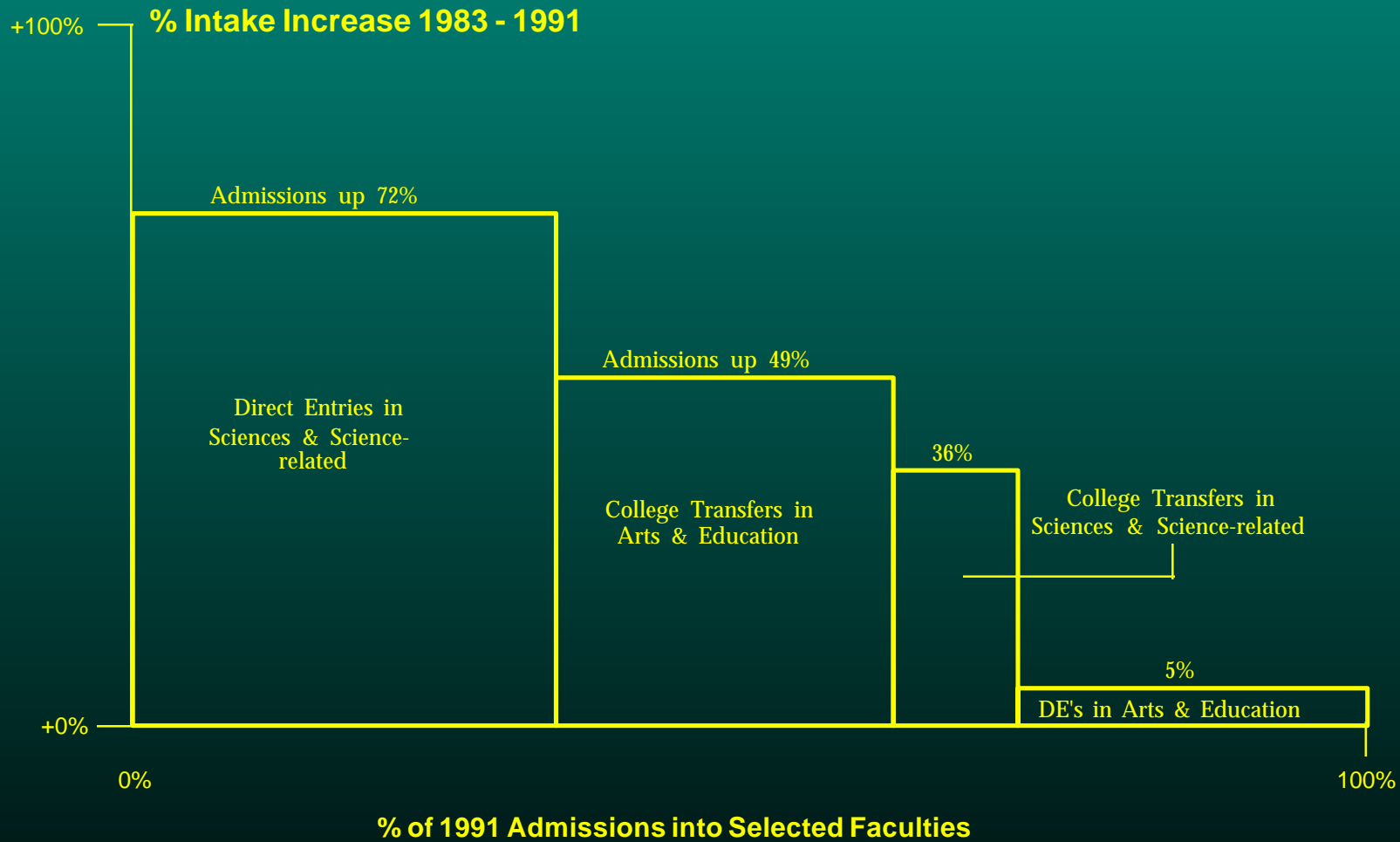
- Over the last 5 years, this has increased 4% compared to a 17% increase in total enrolment). (see Table 2)
- Direct entry admissions are increasingly destined for university science and science-related faculties.

Press Enter to  
View Next Slide

Press Esc to  
Exit

*SIRI*

# Universities admitting science students directly from Grade 12



Press Enter to  
View Next Slide

Press Esc to  
Exit

**SIRI**

# Transfer Rates

- **Findings:**
  - **Transfer rate of college students is declining**
  - **Transfer rate of college courses earned is declining faster. (see Table 6)**
- **Some Blurriness:**
  - **College transfer rates (BOA) only part of total college-to-university flows (see Table 1 & 2)**
  - **College students staying longer at college but not earning more college courses. (see Table 4)**

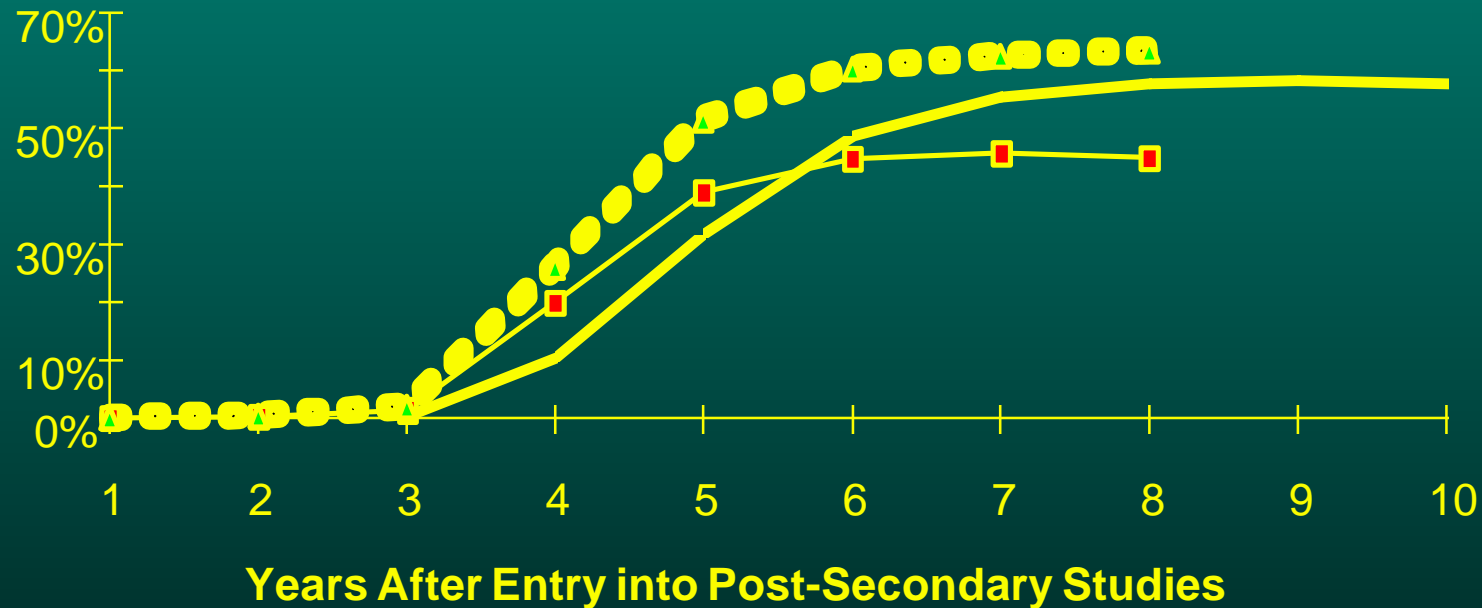
Press Enter to  
View Next Slide

Press Esc to  
Exit

**SIRI**

# Degree Completion Rates are Eventually Comparable

## Cumulative Completion Rate



- DE's averaged rates from 1983 to 1990
- CT's averaged rates from 1983 to 1990
- DE's averaged rates from 1983 to 1990 net of year one attrition

Press Enter to  
View Next Slide

Press Esc to  
Exit

**SIRI**



# Reconciliations

Press Enter to  
View Next Slide

Press Esc to  
Exit

*SIRI*

# Share of First-Time Enrolment

- **First-Time Undergraduate Enrolment in Universities Over the Last 5 Years:**
  - **Based on Fall Enrolment: Direct Entries represent an increasing proportion. (see Table 2)**
  - **Based on Calendar Enrolment: Direct Entries and College Transfers are comparable. (see Table 10)**
  - **One reason: College Transfers increasingly enter in sessions other than Fall.**

Press Enter to  
View Next Slide

Press Esc to  
Exit

**SIRI**

# Retention

- **EMC report says 66% of college academic first timers are lost to the system after three years (and 72% after four years). (EMC Table 7)**
- **College retention study found that 67% of college academic first timers staying in system from Fall to Spring is rising (now at 79%) ... and those who enter a session complete that session (roughly 3% exiting rate). (PBG Table 1.1b)**
- **BCCAT report says 49% of college academic first timers lost to the system after three years. (BCCAT Table 9)**

Press Enter to  
View Next Slide

Press Esc to  
Exit

**SIRI**

# Methodology

Press Enter to  
View Next Slide

Press Esc to  
Exit

*SIRI*

# Methodology

- **Created 100 new ‘views’ of the Link File (analytic variables).**
- **Electronic abacusses and the duracell bunny syndrome.**
- **Institutional guidance for SIRI effort...yielded repetitive looping in defining key conditions.**

Press Enter to  
View Next Slide

Press Esc to  
Exit

**SIRI**

# Implications

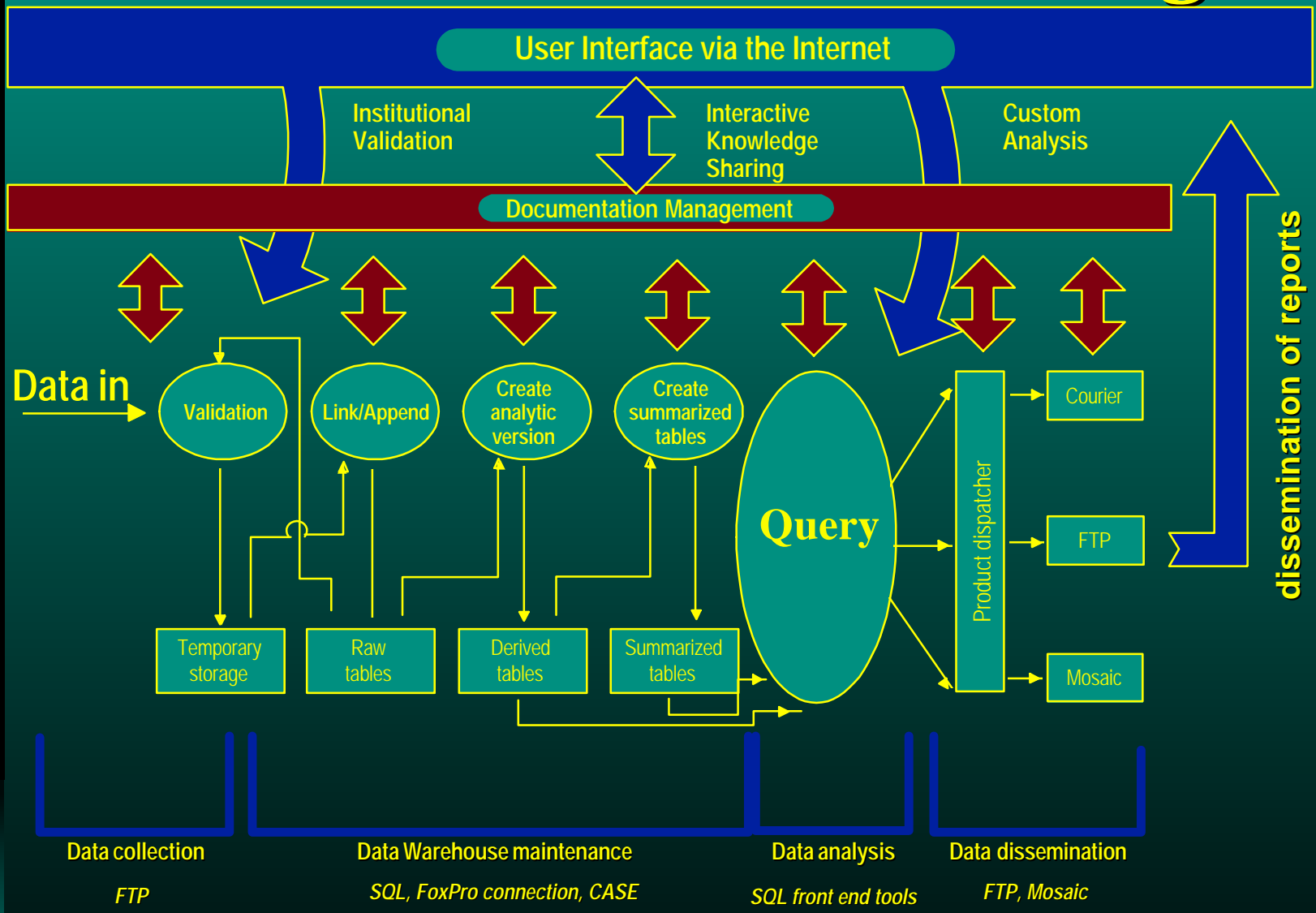
- **Need to Integrate, Standardize, and Modernize Data Handling. (SIRI)**
- **Need for look-up tables. (Institutions)**
- **Need to reconcile perspectives, not just data. (Institutions and SIRI)**
- **Conditions will blur as data views get cleaner.**

Press Enter to  
View Next Slide

Press Esc to  
Exit

***SIRI***

# Need to Integrate, Standardize, and Modernize Data Handling



Press Enter to View Next Slide

Press Esc to Exit