

2019 SURVEY OF MOBILE STUDENTS

1 DEMOGRAPHICS

The Survey of Mobile Students, conducted in collaboration with **BC Stats**, inquired with transfer students (“movers”) about their paths, goals, decisions, and experiences within the BC transfer environment.

Data collected through the survey help explain students’ profiles and pathways—who mobile students are, how they move, and why they change institutions—and inform future research, policies, and practices supporting post-secondary movers in the BC Transfer System.

SURVEYS OF MOBILE STUDENTS



2019 SURVEY RESPONDENTS

29,780

Eligible students* enrolled at a BC post-secondary institution [PSI]** in Fall 2016 and a different PSI Fall 2018

4,566
RESPONDENTS

15.3%
RESPONSE RATE

MEET THE 2019 MOVERS:



59%
self-identified as women



86%
were domestic students



62%
were over age 23

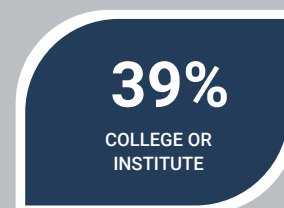


5%
self-identified as Indigenous



13%
had a long-term disability

WHERE DID MOVERS MOVE TO?



*Student cohort drawn from Student Transitions Project (STP) data. The cohort included students registered in an undergraduate program in Fall 2018 who attended at least one other BC public post-secondary institution over the previous two years.

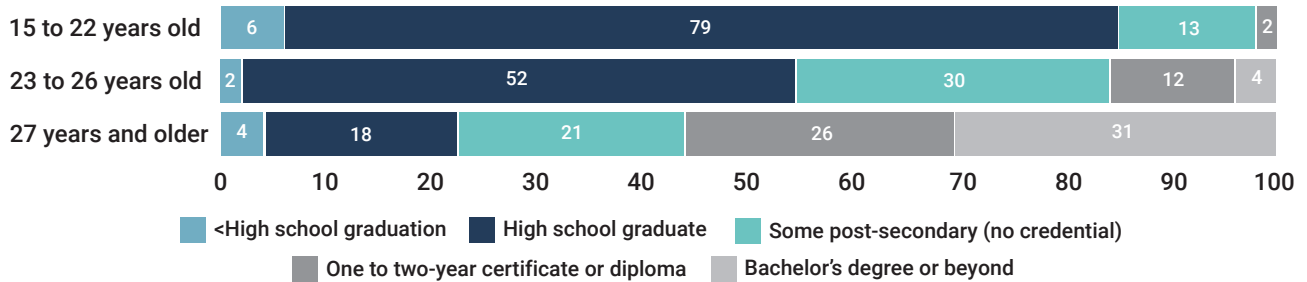
**STP categories of post-secondary institutions (PSIs) applied in the survey.



PREVIOUS EDUCATION

Most survey respondents (53% overall) entered their previous institution in Fall 2016 with high school graduation as the highest level of education completed. Younger movers were most likely to have high school completion as their highest educational level; older movers tended to have had post-secondary learning and/or a credential.

MOBILE STUDENTS' HIGHEST LEVEL OF EDUCATION BY AGE COHORT (%)



PREVIOUS POST-SECONDARY EDUCATION BY [BINARY] GENDER

Women were more likely than men to have completed previous post-secondary education; this information is consistent with mobile student demographics as well as general demographic trends in post-secondary education.

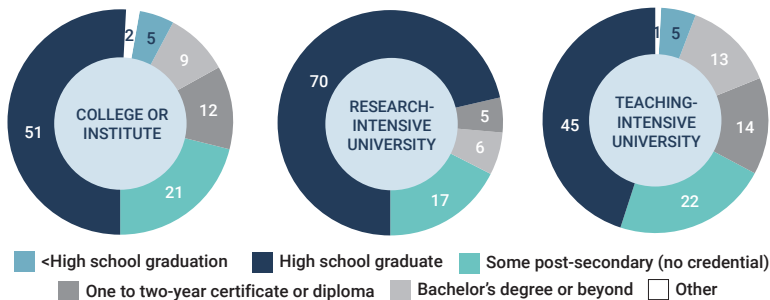


46%
WOMEN
had previous
post-secondary
education



39%
MEN
had previous
post-secondary
education

MOBILE STUDENTS' HIGHEST LEVEL OF EDUCATION BY PREVIOUS INSTITUTION (%)



Those starting at a research-intensive university (RIU) tended to have only high school completion; this data aligns with Student Transitions Project (STP) and other research that shows a tendency for students in that institution type to enroll immediately after high school graduation.



Interested in learning more about the 2019 Survey of Mobile Students? [Check out the infographic series!](#)

