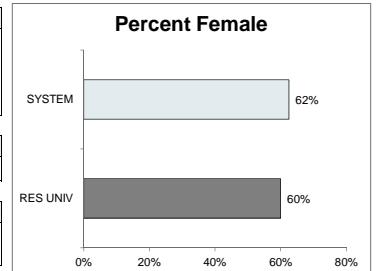


Response Rates and Demographics

Moved From:				
	RES UNIV		SYSTEM	
1 Response Frequencies and Rates:				
Eligible for Survey	1,416	100.0%	5,932	100.0%
Respondents	382	27.0%	1,623	27.4%
2 Destination Institution-type*				
	RES UNIV		SYSTEM	
Colleges	173	45.3%	499	30.7%
Institutes	66	17.3%	258	15.9%
Teaching Universities	86	22.5%	324	20.0%
Research Universities	57	14.9%	542	33.4%
<small>* Institution-type of Fall 2011 institution</small>				
3 Age at time of Survey				
	RES UNIV		SYSTEM	
Median Age	22		23	
4 Gender				
	RES UNIV		SYSTEM	
Male	153	40.1%	609	37.5%
Female	229	59.9%	1,014	62.5%

Please note that cells with no data have been suppressed in accordance with the Statistics Act and the Freedom of Information and Protection of Privacy Act.

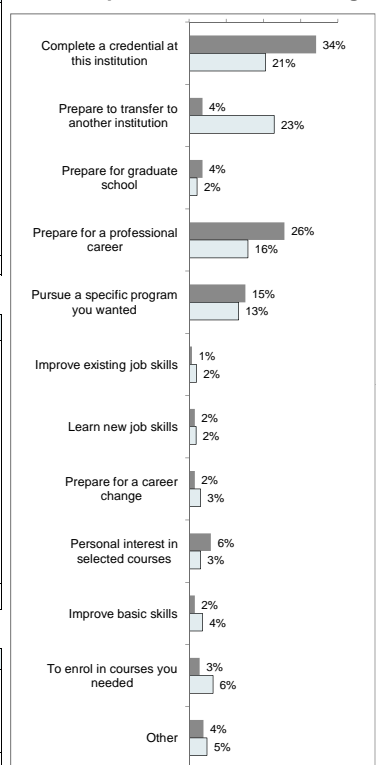


Original Institution, 2010-2011 Academic Year*

*What students said about their 2010-2011 institution

	RES UNIV		SYSTEM	
5 Goals for Enrolling (multiple responses allowed)				
Complete a credential at this institution	214	56.0%*	540	33.3%*
Prepare to transfer to another institution	26	6.8%*	532	32.8%*
Prepare for graduate school	37	9.7%*	88	5.4%*
Prepare for a professional career	198	51.8%*	552	34.0%*
Pursue a specific program you wanted	164	42.9%*	533	32.8%*
Improve existing job skills	16	4.2%*	81	5.0%*
Learn new job skills	29	7.6%*	106	6.5%*
Prepare for a career change	20	5.2%*	132	8.1%*
Personal interest in selected courses	93	24.3%*	361	22.2%*
Improve basic skills	30	7.9%*	168	10.4%*
To enrol in courses you needed	63	16.5%*	344	21.2%*
Other	19	5.0%*	99	6.1%*
Total Respondents	382	100.0%	1,623	100.0%
<small>* Percent of respondents who identified this goal as one of their top 3</small>				
6 Most Important Goal (single response)				
	RES UNIV		SYSTEM	
Complete a credential at this institution	133	34.1%	327	20.6%
Prepare to transfer to another institution	14	3.6%	364	22.9%
Prepare for graduate school	14	3.6%	35	2.2%
Prepare for a professional career	100	25.6%	252	15.9%
Pursue a specific program you wanted	59	15.1%	212	13.3%
Improve existing job skills	3	0.8%	32	2.0%
Learn new job skills	6	1.5%	30	1.9%
Prepare for a career change	6	1.5%	50	3.1%
Personal interest in selected courses	23	5.9%	50	3.1%
Improve basic skills	6	1.5%	58	3.7%
To enrol in courses you needed	11	2.8%	102	6.4%
Other	15	3.8%	77	4.8%
Total Respondents	390	100.0%	1,589	100.0%
7 Extent to which most important goal was met				
	RES UNIV		SYSTEM	
Completely met	54	14.0%	459	28.4%
Mostly met	75	19.5%	487	30.1%
Not really met	142	36.9%	403	24.9%
Not at all met	114	29.6%	268	16.6%
Total Respondents	385	100.0%	1,617	100.0%

Most Important Goal for Enrolling



Responses from Students who Moved FROM Research Universities

Original Institution, 2010-2011 Academic Year (cont'd)

8 Main Goal Completely or Mostly Met, by Goal*	RES UNIV		SYSTEM	
Complete a credential at this institution	30	22.6%	118	36.1%
Prepare to transfer to another institution	7	50.0%	281	77.2%
Prepare for graduate school	5	35.7%	16	45.7%
Prepare for a professional career	25	25.0%	101	40.1%
Pursue a specific program you wanted	19	32.2%	103	48.6%
Improve existing job skills			26	81.3%
Learn new job skills			13	43.3%
Prepare for a career change			24	48.0%
Personal interest in selected courses	13	56.5%	80	71.4%
Improve basic skills	5	83.3%	39	67.2%
To enrol in courses you needed	9	81.8%	83	81.4%
Other	11	73.3%	58	75.3%

* Frequencies are those who completely or mostly met their goal; percentages are of those who identified that main goal.

9 Grades Received	RES UNIV		SYSTEM	
Much higher than expected	10	2.6%	72	4.5%
Somewhat higher than expected	40	10.5%	269	16.9%
As expected	134	35.1%	758	47.5%
Somewhat lower than expected	79	20.7%	280	17.5%
Much lower than expected	119	31.2%	217	13.6%
Total Respondents	382	100.0%	1,596	100.0%

10 Reasons for Leaving (multiple responses allowed)	RES UNIV		SYSTEM	
Intended to leave all along	19	5.0%*	368	22.7%*
Completed all the credits you needed	26	6.8%*	328	20.2%*
Changed your mind about your program	147	38.5%*	413	25.4%*
Not enough course variety offered	40	10.5%*	272	16.8%*
Got admitted to a better institution	25	6.5%*	348	21.4%*
Poor quality instruction	54	14.1%*	141	8.7%*
Could not cope with academic requirements	84	22.0%*	137	8.4%*
Poor student support services (advising, counselling, housing, etc.)	32	8.4%*	86	5.3%*
Campus life options limited (extra-curricular activities, sports, etc.)	21	5.5%*	66	4.1%*
Poor financial incentives to stay (limited scholarships, bursaries, awards etc.)	34	8.9%*	71	4.4%*
Parents wanted you to leave	6	1.6%*	33	2.0%*
Limited academic support	38	9.9%*	101	6.2%*
Convenience (e.g., transportation)	65	17.0%*	165	10.2%*
Class scheduling	20	5.2%*	97	6.0%*
Personal circumstances (e.g. health, family)	75	19.6%*	231	14.2%*
Other	96	25.1%*	412	25.4%*
Total Respondents	382	100.0%	1,623	100.0%

* Percent of respondents who identified this reason as one of their top 3

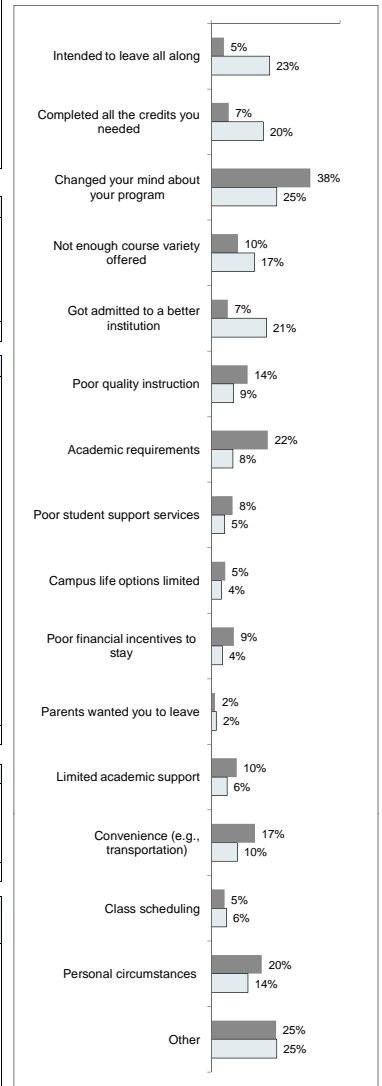
11 Satisfaction with 2010-2011 Institution	RES UNIV		SYSTEM	
Very satisfied	55	14.9%	401	25.3%
Satisfied	163	44.2%	795	50.1%
Dissatisfied	105	28.5%	276	17.4%
Very dissatisfied	46	12.5%	114	7.2%
Total Respondents	369	100.0%	1,586	100.0%

12 What Institution Could Have Changed to Prevent Leaving (multiple responses allowed)	RES UNIV		SYSTEM	
Wider course offerings	75	19.6%*	456	28.1%*
Offer the program you want	87	22.8%*	512	31.5%*
Better reputation	13	3.4%*	190	11.7%*
Faculty and instructors more available to students	55	14.4%*	119	7.3%*
Better quality instruction	76	19.9%*	231	14.2%*
Better student support services (advising, counselling, housing, etc.)	68	17.8%*	164	10.1%*
Better campus life options (extra-curricular activities, sports, etc.)	21	5.5%*	118	7.3%*
Better financial incentives (scholarships, bursaries, awards, etc.)	58	15.2%*	153	9.4%*
Friendlier campus atmosphere	52	13.6%*	124	7.6%*
Better academic support for students	81	21.2%*	189	11.6%*
More work opportunities on campus	33	8.6%*	85	5.2%*
Other	74	19.4%*	327	20.1%*
Total Respondents	382	100.0%	1,623	100.0%

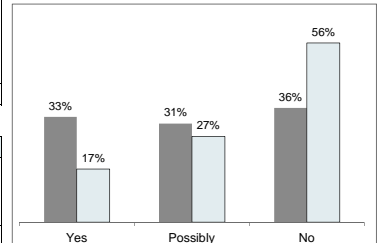
* Percent of respondents who identified this change as one of their top 3

13 Expect to Return to Institution in Future	RES UNIV		SYSTEM	
Yes	114	33.0%	240	16.7%
Possibly	107	31.0%	387	27.0%
No	124	35.9%	808	56.3%
Total Respondents	345	100.0%	1,435	100.0%

Reasons for Leaving



Expect to Return to Inst in Future

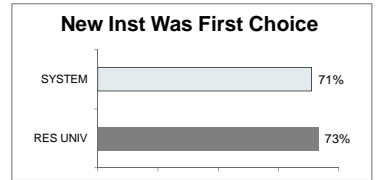


Responses from Students who Moved FROM Research Universities

New Institution, Fall 2011*

* What those who left a College or Institute said about their new Fall 2011 institution

14 Decided to Move to New Institution	RES UNIV		SYSTEM	
Before enrolling at original institution	28	7.4%	379	24.4%
Soon after starting at original Institution	28	7.4%	175	11.3%
After at least one term at original Institution	179	47.4%	571	36.8%
After leaving original institution	143	37.8%	427	27.5%
Total Respondents	378	100.0%	1,552	100.0%

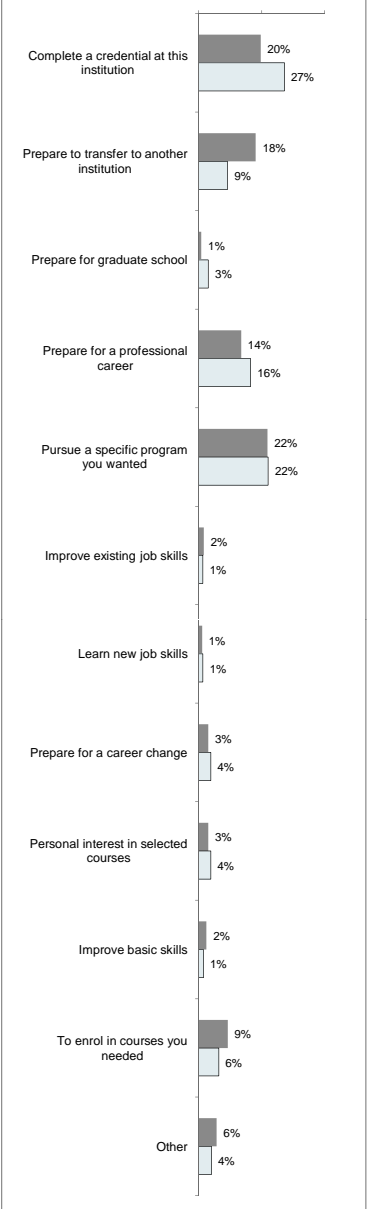


15 New Institution was First Choice for Subsequent Studies	RES UNIV		SYSTEM	
Yes	265	73.2%	1,090	71.0%
No	97	26.8%	445	29.0%
Total Respondents	362	100.0%	1,535	100.0%

Most Important Goal for Enrolling

16 Goals for Enrolling at New Institution (multiple responses allowed)	RES UNIV		SYSTEM	
Complete a credential at this institution	144	37.7%*	729	44.9%*
Prepare to transfer to another institution	98	25.7%*	229	14.1%*
Prepare for graduate school	22	5.8%*	174	10.7%*
Prepare for a professional career	137	35.9%*	650	40.0%*
Pursue a specific program you wanted	174	45.5%*	804	49.5%*
Improve existing job skills	22	5.8%*	97	6.0%*
Learn new job skills	39	10.2%*	150	9.2%*
Prepare for a career change	36	9.4%*	210	12.9%*
Personal interest in selected courses	82	21.5%*	297	18.3%*
Improve basic skills	31	8.1%*	82	5.1%*
To enrol in courses you needed	82	21.5%*	348	21.4%*
Other	31	8.1%*	96	5.9%*
Total Respondents	382	100.0%	1,623	100.0%

* Percent of respondents who identified this goal as one of their top 3



17 Most Important Goal for Enrolling at New Institution (single response)	RES UNIV		SYSTEM	
Complete a credential at this institution	73	19.7%	438	27.3%
Prepare to transfer to another institution	67	18.1%	147	9.1%
Prepare for graduate school	3	0.8%	49	3.0%
Prepare for a professional career	50	13.5%	265	16.5%
Pursue a specific program you wanted	81	21.9%	355	22.1%
Improve existing job skills	6	1.6%	21	1.3%
Learn new job skills	4	1.1%	21	1.3%
Prepare for a career change	11	3.0%	61	3.8%
Personal interest in selected courses	11	3.0%	61	3.8%
Improve basic skills	9	2.4%	23	1.4%
To enrol in courses you needed	34	9.2%	102	6.3%
Other	21	5.7%	64	4.0%
Total Respondents	370	100.0%	1,607	100.0%

18 Extent to which most important goal has been met so far	RES UNIV		SYSTEM	
Completely met	143	39.3%	558	37.2%
Mostly met	176	48.4%	714	47.6%
Not really met	37	10.2%	161	10.7%
Not at all met	8	2.2%	66	4.4%
Total Respondents	364	100.0%	1,499	100.0%

19 Main Goal at New Institution Completely or Mostly Met, by Goal*	RES UNIV		SYSTEM	
Complete a credential at this institution	53	72.6%	307	70.1%
Prepare to transfer to another institution	51	76.1%	105	71.4%
Prepare for graduate school	3	100.0%	34	69.4%
Prepare for a professional career	44	88.0%	208	78.5%
Pursue a specific program you wanted	77	95.1%	320	90.1%
Improve existing job skills	5	83.3%	17	81.0%
Learn new job skills	4	100.0%	18	85.7%
Prepare for a career change	9	81.8%	46	75.4%
Personal interest in selected courses	17	85.0%	52	81.3%
Improve basic skills	7	77.8%	18	78.3%
To enrol in courses you needed	31	91.2%	92	90.2%
Other	17	81.0%	50	78.1%

* Frequencies are those who completely or mostly met their goal; percentages are of those who identified that main goal.

Responses from Students who Moved **FROM** Research Universities

New Institution, Fall 2011 (cont'd)

20 Grades Received at New Institution (so far)	RES UNIV		SYSTEM	
Much higher than expected	44	11.7%	124	7.8%
Somewhat higher than expected	99	26.3%	319	20.1%
As expected	159	42.2%	719	45.4%
Somewhat lower than expected	57	15.1%	327	20.6%
Much lower than expected	18	4.8%	96	6.1%
Total Respondents	377	100.0%	1,585	100.0%

21 Relatedness of Program at Original Institution to Program at New Institution	RES UNIV		SYSTEM	
Very related	99	26.3%	473	29.9%
Somewhat related	146	38.8%	623	39.4%
Not very related	58	15.4%	236	14.9%
Not at all related	73	19.4%	249	15.7%
Total Respondents	376	100.0%	1,581	100.0%

22 Reasons for Choosing New Institution over other Institutions (multiple responses allowed)	RES UNIV		SYSTEM	
Availability of programs or courses you wanted	194	50.8%*	836	51.5%*
Reputation of the institution	95	24.9%*	530	32.7%*
Reputation of the program	108	28.3%*	530	32.7%*
Availability of a scholarship, bursary, or award	9	2.4%*	57	3.5%*
Smaller classes	166	43.5%*	367	22.6%*
Strong co-op program	22	5.8%*	143	8.8%*
Campus life opportunities	13	3.4%*	94	5.8%*
Convenient location (close to home or short commute)	184	48.2%*	635	39.1%*
Personal circumstances (e.g., health, family)	64	16.8%*	262	16.1%*
Other	45	11.8%*	192	11.8%*
Total Respondents	382	100.0%	1,623	100.0%

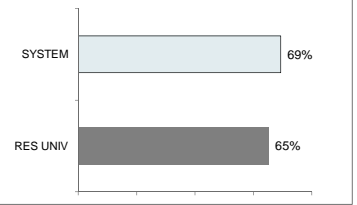
* Percent of respondents who identified this reason as one of their top 3

23 Satisfaction with New (Fall 2011) Institution	RES UNIV		SYSTEM	
Very satisfied	143	38.1%	521	33.1%
Satisfied	196	52.3%	860	54.7%
Dissatisfied	26	6.9%	144	9.2%
Very dissatisfied	10	2.7%	48	3.1%
Total Respondents	375	100.0%	1,573	100.0%

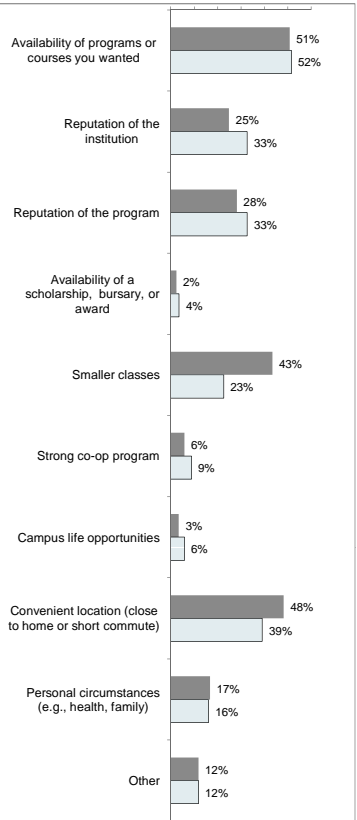
24 How Experience at New (Fall 2011) Institution Could be Improved (multiple responses allowed)	RES UNIV		SYSTEM	
Faculty and instructors more available to students	36	9.4%*	214	13.2%*
Better program quality	83	21.7%*	295	18.2%*
Better quality instruction	90	23.6%*	358	22.1%*
Better student support services (advising, counselling, housing, etc.)	34	8.9%*	229	14.1%*
Better campus life options (extra-curricular activities, sports, etc.)	87	22.8%*	229	14.1%*
Better financial incentives (scholarships, bursaries, awards, etc.)	82	21.5%*	392	24.2%*
Friendlier campus atmosphere	57	14.9%*	199	12.3%*
More work opportunities on campus	60	15.7%*	232	14.3%*
Better access to courses	99	25.9%*	430	26.5%*
Other	42	11.0%*	219	13.5%*
Total Respondents	382	100.0%	1,623	100.0%

* Percent of respondents who identified this as one of their top 3 ways

New Program Somewhat/Very Related to Previous Program



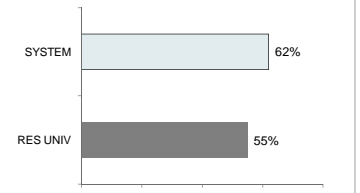
Reasons for Choosing New Inst



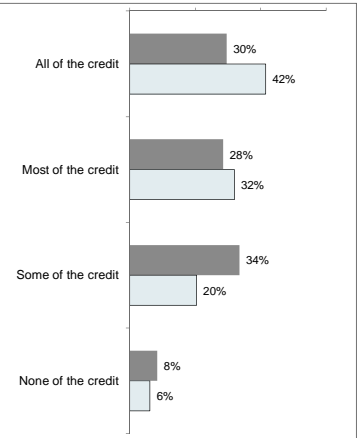
Transfer Experience

25	Credits Earned	RES UNIV		SYSTEM	
	Median Credits Earned at 2010-2011 Institution	28	-	21	-
26	Expected to Transfer Credits to New (Fall 2011) Institution	RES UNIV		SYSTEM	
	Yes	193	54.8%	938	61.9%
	No	159	45.2%	577	38.1%
	Total Respondents	352	100.0%	1,515	100.0%
27	Of Course Credit Completed at 2010-2011 Institution, How Much was Received at New (Fall 2011) Institution	RES UNIV		SYSTEM	
	All of the credit	53	29.6%	364	41.5%
	Most of the credit	51	28.5%	280	31.9%
	Some of the credit	60	33.5%	179	20.4%
	None of the credit	15	8.4%	54	6.2%
	Total Respondents	179	100.0%	877	100.0%
28	Of the Transfer Credit Received at New (Fall 2011) Institution, How Much Was Able to Be Applied to Program at that Institution (i.e., met one of the specific or elective requirements of the program)	RES UNIV		SYSTEM	
	All of the credit	55	33.7%	328	40.7%
	Most of the credit	39	23.9%	266	33.0%
	Some of the credit	62	38.0%	186	23.1%
	None of the credit	7	4.3%	25	3.1%
	Total Respondents	163	100.0%	805	100.0%
29	Satisfaction with Experience of Transferring Credits	RES UNIV		SYSTEM	
	Very satisfied	52	28.7%	316	35.5%
	Satisfied	47	26.0%	258	29.0%
	Neutral	45	24.9%	142	16.0%
	Dissatisfied	26	14.4%	97	10.9%
	Very dissatisfied	11	6.1%	77	8.7%
	Total Respondents	181	100.0%	890	100.0%
30	Reasons for Satisfaction with the Experience of Transferring Credits (multiple responses allowed)	RES UNIV		SYSTEM	
	Got all the transfer credit expected	54	54.5%*	300	52.3%*
	Got into desired program	46	46.5%*	281	49.0%*
	Got into desired courses	39	39.4%*	231	40.2%*
	How grades for transfer courses were calculated at Fall 2011 Institution	20	20.2%*	87	15.2%*
	Got transfer information required	28	28.3%*	163	28.4%*
	Transfer process easy to understand	39	39.4%*	217	37.8%*
	Courses taken at 2010-2011 Institution were in the BC Transfer Guide	28	28.3%*	249	43.4%*
	Other	2	2.0%*	19	3.3%*
	Total Respondents	99	100.0%	574	100.0%
	* Percent of respondents who identified this reason				
31	Reasons for Dissatisfaction with the Experience of Transferring Credits (multiple responses allowed)	RES UNIV		SYSTEM	
	Didn't get all the transfer credit expected	18	48.6%*	103	59.2%*
	Didn't get into desired program	3	8.1%*	13	7.5%*
	Didn't get into desired courses	3	8.1%*	26	14.9%*
	How grades for transfer courses were calculated at Fall 2011 Institution	7	18.9%*	35	20.1%*
	Sought transfer information but did not get information required	7	18.9%*	46	26.4%*
	Transfer process difficult to understand	12	32.4%*	59	33.9%*
	Courses taken at 2010-2011 Institution were not in the BC Transfer Guide	15	40.5%*	58	33.3%*
	Other	9	24.3%*	52	29.9%*
	Total Respondents	37	100.0%	174	100.0%
	* Percent of respondents who identified this reason				
32	How could your overall transfer experience have been improved? (multiple responses allowed)	RES UNIV		SYSTEM	
	Better advising at 2010-2011 Institution	100	26.2%*	372	22.9%*
	Better advising at Fall 2011 Institution	57	14.9%*	274	16.9%*
	Better information in the BC Transfer Guide about what courses transfer	104	27.2%*	396	24.4%*
	Same grading scale at both institutions	83	21.7%*	342	21.1%*
	Better course options at Fall 2011 Institution	71	18.6%*	244	15.0%*
	Better course matches between institutions	161	42.1%*	587	36.2%*
	Other	16	4.2%*	131	8.1%*
	Total Respondents	382	100.0%	1,623	100.0%
	* Percent of respondents who identified this potential improvement				

Expected to Transfer Credit



Transfer Credit Received at Fall 2011 Institution



Overall Satisfaction with Transfer Experience

