

Reponse Rates and Demographics

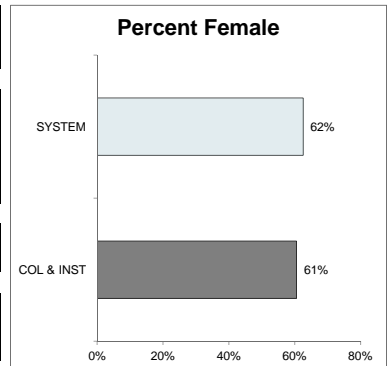
1 Response Frequencies and Rates:		COL & INST		SYSTEM	
Eligible for Survey		3,044	100.0%	5,932	100.0%
Respondents		757	24.9%	1,623	27.4%

2 Original Institution-type*		COL & INST		SYSTEM	
Colleges		241	31.8%	627	38.6%
Institutes		55	7.3%	100	6.2%
Teaching Universities		222	29.3%	514	31.7%
Research Universities		239	31.6%	382	23.5%

* Institution-type of 2010-2011 institution

3 Age at time of Survey		COL & INST		SYSTEM	
Median Age		23		23	

4 Gender		COL & INST		SYSTEM	
Male		299	39.5%	609	37.5%
Female		458	60.5%	1,014	62.5%



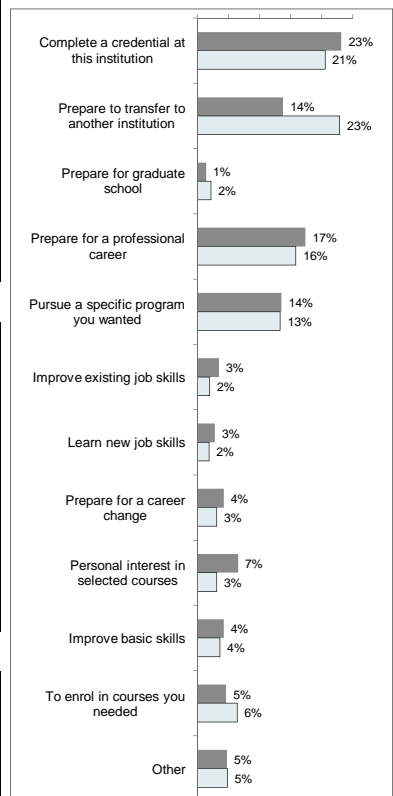
Original Institution, 2010-2011 Academic Year*

* What Fall 2011 College/Institute students said about their previous 2010-2011 institution

5 Goals for Enrolling (multiple responses allowed)		COL & INST		SYSTEM	
Complete a credential at this institution		285	37.6%*	540	33.3%*
Prepare to transfer to another institution		169	22.3%*	532	32.8%*
Prepare for graduate school		41	5.4%*	88	5.4%*
Prepare for a professional career		282	37.3%*	552	34.0%*
Pursue a specific program you wanted		255	33.7%*	533	32.8%*
Improve existing job skills		57	7.5%*	81	5.0%*
Learn new job skills		70	9.2%*	106	6.5%*
Prepare for a career change		73	9.6%*	132	8.1%*
Personal interest in selected courses		156	20.6%*	361	22.2%*
Improve basic skills		81	10.7%*	168	10.4%*
To enrol in courses you needed		141	18.6%*	344	21.2%*
Other		47	6.2%*	99	6.1%*
Total Respondents		757	100.0%	1,623	100.0%

* Percent of respondents who identified this goal as one of their top 3

Most Important Goal for Enrolling



6 Most Important Goal (single response)		COL & INST		SYSTEM	
Complete a credential at this institution		180	23.2%	327	20.6%
Prepare to transfer to another institution		107	13.8%	364	22.9%
Prepare for graduate school		11	1.4%	35	2.2%
Prepare for a professional career		135	17.4%	252	15.9%
Pursue a specific program you wanted		105	13.5%	212	13.3%
Improve existing job skills		27	3.5%	32	2.0%
Learn new job skills		22	2.8%	30	1.9%
Prepare for a career change		33	4.2%	50	3.1%
Personal interest in selected courses		51	6.6%	50	3.1%
Improve basic skills		33	4.2%	58	3.7%
To enrol in courses you needed		36	4.6%	102	6.4%
Other		37	4.8%	77	4.8%
Total Respondents		777	100.0%	1,589	100.0%

7 Extent to which most important goal was met		COL & INST		SYSTEM	
Completely met		154	20.4%	459	28.4%
Mostly met		195	25.9%	487	30.1%
Not really met		235	31.2%	403	24.9%
Not at all met		170	22.5%	268	16.6%
Total Respondents		754	100.0%	1,617	100.0%

Responses from Students who Moved TO a College or Institute

Original Institution, 2010-2011 Academic Year (cont'd)

8 Main Goal Completely or Mostly Met, by Goal*	COL & INST		SYSTEM	
Complete a credential at this institution	62	34.4%	118	36.1%
Prepare to transfer to another institution	51	47.7%	281	77.2%
Prepare for graduate school	4	36.4%	16	45.7%
Prepare for a professional career	40	29.6%	101	40.1%
Pursue a specific program you wanted	43	41.0%	103	48.6%
Improve existing job skills	22	81.5%	26	81.3%
Learn new job skills	9	40.9%	13	43.3%
Prepare for a career change	14	42.4%	24	48.0%
Personal interest in selected courses	30	58.8%	80	71.4%
Improve basic skills	21	63.6%	39	67.2%
To enrol in courses you needed	26	72.2%	83	81.4%
Other	24	64.9%	58	75.3%

* Frequencies are those who completely or mostly met their goal; percentages are of those who identified that main goal.

9 Grades Received	COL & INST		SYSTEM	
Much higher than expected	31	4.2%	72	4.5%
Somewhat higher than expected	88	11.9%	269	16.9%
As expected	341	46.0%	758	47.5%
Somewhat lower than expected	136	18.4%	280	17.5%
Much lower than expected	145	19.6%	217	13.6%
Total Respondents	741	100.0%	1,596	100.0%

10 Reasons for Leaving (multiple responses allowed)	COL & INST		SYSTEM	
Intended to leave all along	97	12.8%*	368	22.7%*
Completed all the credits you needed	118	15.6%*	328	20.2%*
Changed your mind about your program	267	35.3%*	413	25.4%*
Not enough course variety offered	93	12.3%*	272	16.8%*
Got admitted to a better institution	86	11.4%*	348	21.4%*
Poor quality instruction	92	12.2%*	141	8.7%*
Could not cope with academic requirements	95	12.5%*	137	8.4%*
Poor student support services (e.g., advising, counselling, housing, etc.)	51	6.7%*	86	5.3%*
Campus life options limited (e.g., extra-curricular activities, sports, etc.)	25	3.3%*	66	4.1%*
Poor financial incentives to stay (limited scholarships, bursaries, awards etc.)	49	6.5%*	71	4.4%*
Parents wanted you to leave	14	1.8%*	33	2.0%*
Limited academic support	62	8.2%*	101	6.2%*
Convenience (e.g., transportation)	84	11.1%*	165	10.2%*
Class scheduling	52	6.9%*	97	6.0%*
Personal circumstances (e.g. health, family)	130	17.2%*	231	14.2%*
Other	192	25.4%*	412	25.4%*
Total Respondents	757	100.0%	1,623	100.0%

* Percent of respondents who identified this reason as one of their top 3

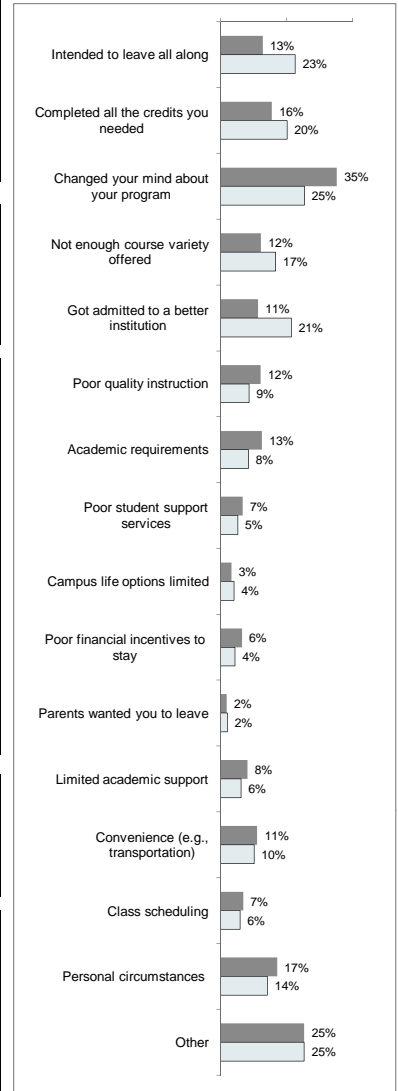
11 Satisfaction with 2010-2011 Institution	COL & INST		SYSTEM	
Very satisfied	148	20.2%	412	13.7%
Satisfied	348	47.5%	1,623	54.0%
Dissatisfied	161	22.0%	456	15.2%
Very dissatisfied	76	10.4%	512	17.0%
Total Respondents	733	100.0%	3,003	100.0%

12 What the Institution Could Have Changed to Prevent Leaving (multiple responses allowed)	COL & INST		SYSTEM	
Wider course offerings	197	26.0%*	456	28.1%*
Offer the program you want	227	30.0%*	512	31.5%*
Better reputation	50	6.6%*	190	11.7%*
Faculty and instructors more available to students	77	10.2%*	119	7.3%*
Better quality instruction	130	17.2%*	231	14.2%*
Better student support services (e.g., advising, counselling, housing, etc.)	87	11.5%*	164	10.1%*
Better campus life options (e.g., extra-curricular activities, sports, etc.)	46	6.1%*	118	7.3%*
Better financial incentives (e.g., scholarships, bursaries, awards, etc.)	82	10.8%*	153	9.4%*
Friendlier campus atmosphere	67	8.9%*	124	7.6%*
Better academic support for students	117	15.5%*	189	11.6%*
More work opportunities on campus	48	6.3%*	85	5.2%*
Other	152	20.1%*	327	20.1%*
Total Respondents	757	100.0%	1,623	100.0%

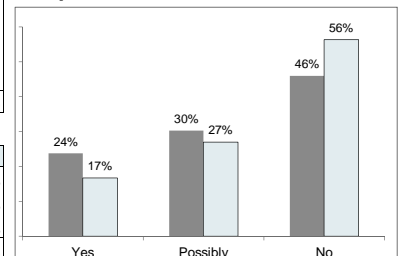
* Percent of respondents who identified this change as one of their top 3

13 Expect to Return to Institution in Future	COL & INST		SYSTEM	
Yes	160	23.7%	240	16.7%
Possibly	204	30.3%	387	27.0%
No	310	46.0%	808	56.3%
Total Respondents	674	100.0%	1,435	100.0%

Reasons for Leaving



Expect to Return to Inst in Future

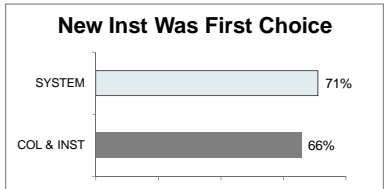


Responses from Students who Moved TO a College or Institute

New Institution, Fall 2011*

* What those who moved to a College or Institute said about it

14 Decided to Move to New Institution	COL & INST		SYSTEM	
Before enrolling at original institution	89	12.5%	379	24.4%
Soon after starting at original Institution	61	8.6%	175	11.3%
After at least one term at original Institution	277	38.9%	571	36.8%
After leaving original Institution	285	40.0%	427	27.5%
Total Respondents	712	100.0%	1,552	100.0%

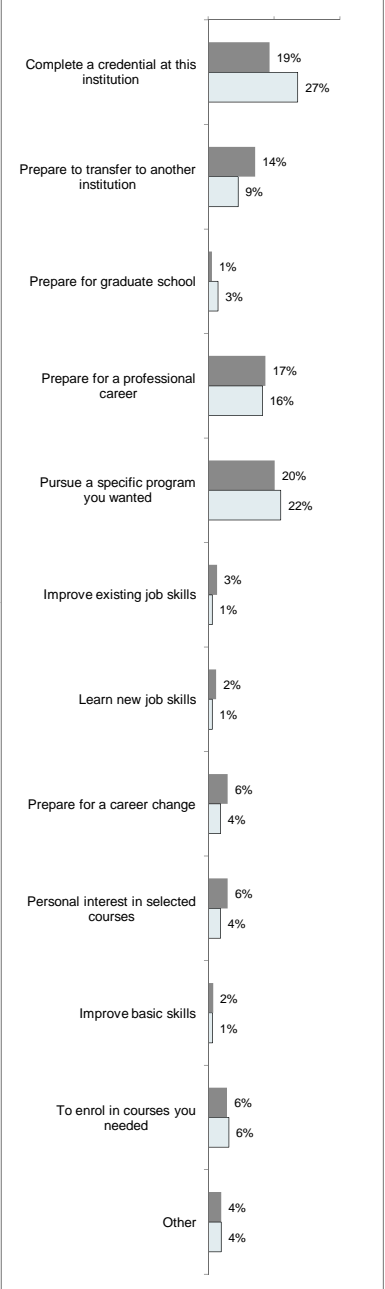


15 Fall 2011 Institution was First Choice for Subsequent Studies	COL & INST		SYSTEM	
Yes	464	65.5%	1,090	71.0%
No	244	34.5%	445	29.0%
Total Respondents	708	100.0%	1,535	100.0%

Most Important Goal for Enrolling

16 Goals for Enrolling at New Fall 2011 Institution (multiple responses allowed)**	COL & INST		SYSTEM	
Complete a credential at this institution	286	37.8%*	729	44.9%*
Prepare to transfer to another institution	162	21.4%*	229	14.1%*
Prepare for graduate school	32	4.2%*	174	10.7%*
Prepare for a professional career	299	39.5%*	650	40.0%*
Pursue a specific program you wanted	345	45.6%*	804	49.5%*
Improve existing job skills	67	8.9%*	97	6.0%*
Learn new job skills	101	13.3%*	150	9.2%*
Prepare for a career change	134	17.7%*	210	12.9%*
Personal interest in selected courses	140	18.5%*	297	18.3%*
Improve basic skills	40	5.3%*	82	5.1%*
To enrol in courses you needed	163	21.5%*	348	21.4%*
Other	46	6.1%*	96	5.9%*
Total Respondents	757	100.0%	1,623	100.0%

** Percent of respondents who identified this goal as one of their top 3



17 Most Important Goal for Enrolling at New Institution (single response)	COL & INST		SYSTEM	
Complete a credential at this institution	145	18.7%	438	27.3%
Prepare to transfer to another institution	111	14.3%	147	9.1%
Prepare for graduate school	9	1.2%	49	3.0%
Prepare for a professional career	135	17.4%	265	16.5%
Pursue a specific program you wanted	157	20.2%	355	22.1%
Improve existing job skills	21	2.7%	21	1.3%
Learn new job skills	19	2.4%	21	1.3%
Prepare for a career change	46	5.9%	61	3.8%
Personal interest in selected courses	46	5.9%	61	3.8%
Improve basic skills	12	1.5%	23	1.4%
To enrol in courses you needed	45	5.8%	102	6.3%
Other	31	4.0%	64	4.0%
Total Respondents	777	100.0%	1,607	100.0%

18 Extent to which most important goal has been met so far	COL & INST		SYSTEM	
Completely met	270	37.9%	558	37.2%
Mostly met	344	48.2%	714	47.6%
Not really met	64	9.0%	161	10.7%
Not at all met	35	4.9%	66	4.4%
Total Respondents	713	100.0%	1,499	100.0%

19 Main Goal at Fall 2011 Institution Completely or Mostly Met, by Goal*	COL & INST		SYSTEM	
Complete a credential at this institution	103	71.0%	307	70.1%
Prepare to transfer to another institution	81	73.0%	105	71.4%
Prepare for graduate school	7	77.8%	34	69.4%
Prepare for a professional career	114	84.4%	208	78.5%
Pursue a specific program you wanted	143	91.1%	320	90.1%
Improve existing job skills	17	81.0%	17	81.0%
Learn new job skills	18	94.7%	18	85.7%
Prepare for a career change	37	80.4%	46	75.4%
Personal interest in selected courses	18	90.0%	52	81.3%
Improve basic skills	8	66.7%	18	78.3%
To enrol in courses you needed	39	86.7%	92	90.2%
Other	26	83.9%	50	78.1%

* Frequencies are those who completely or mostly met their goal; percentages are of those who identified that main goal.

Responses from Students who Moved TO a College or Institute

New Institution, Fall 2011 (cont'd)

20 Grades Received at Fall 2011 Institution (so far)		COL & INST		SYSTEM	
Much higher than expected		63	8.5%	124	7.8%
Somewhat higher than expected		163	22.0%	319	20.1%
As expected		363	49.0%	719	45.4%
Somewhat lower than expected		120	16.2%	327	20.6%
Much lower than expected		32	4.3%	96	6.1%
Total Respondents		741	100.0%	1,585	100.0%

21 Relatedness of Program at Original Institution to Program at Fall 2011 Institution		COL & INST		SYSTEM	
Very related		154	20.8%	473	29.9%
Somewhat related		271	36.7%	623	39.4%
Not very related		138	18.7%	236	14.9%
Not at all related		176	23.8%	249	15.7%
Total Respondents		739	100.0%	1,581	100.0%

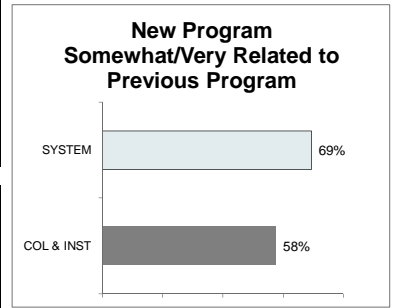
22 Reasons for Choosing Fall 2011 Institution over other Institutions (multiple responses allowed)		COL & INST		SYSTEM	
Availability of programs or courses you wanted		421	55.6%*	836	51.5%*
Reputation of the institution		232	30.6%*	530	32.7%*
Reputation of the program		257	33.9%*	530	32.7%*
Availability of a scholarship, bursary, or award		13	1.7%*	57	3.5%*
Smaller classes		218	28.8%*	367	22.6%*
Strong co-op program		54	7.1%*	143	8.8%*
Campus life opportunities		23	3.0%*	94	5.8%*
Convenient location (close to home or short commute)		296	39.1%*	635	39.1%*
Personal circumstances (e.g., health, family)		98	12.9%*	262	16.1%*
Other		91	12.0%*	192	11.8%*
Total Respondents		757	100.0%	1,623	100.0%

* Percent of respondents who identified this reason as one of their top 3

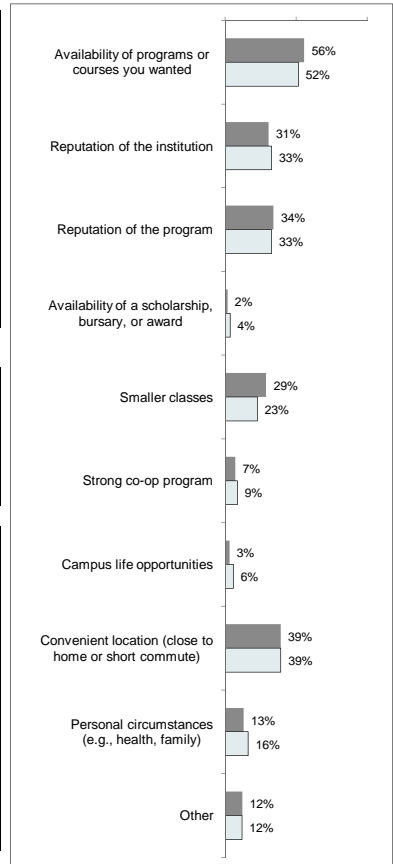
23 Satisfaction with Fall 2011 Institution		COL & INST		SYSTEM	
Very satisfied		256	34.7%	521	33.1%
Satisfied		403	54.6%	860	54.7%
Dissatisfied		55	7.5%	144	9.2%
Very dissatisfied		24	3.3%	48	3.1%
Total Respondents		738	100.0%	1,573	100.0%

24 How Experience at New Institution Could be Improved (multiple responses allowed)		COL & INST		SYSTEM	
Faculty and instructors more available to students		84	11.1%*	214	13.2%*
Better program quality		151	19.9%*	295	18.2%*
Better quality instruction		173	22.9%*	358	22.1%*
Better student support services (advising, counselling, housing, etc.)		90	11.9%*	229	14.1%*
Better campus life options (extra-curricular activities, sports, etc.)		118	15.6%*	229	14.1%*
Better financial incentives (scholarships, bursaries, awards, etc.)		151	19.9%*	392	24.2%*
Friendlier campus atmosphere		71	9.4%*	199	12.3%*
More work opportunities on campus		108	14.3%*	232	14.3%*
Better access to courses		182	24.0%*	430	26.5%*
Other		104	13.7%*	219	13.5%*
Total Respondents		757	100.0%	1,623	100.0%

* Percent of respondents who identified this as one of their top 3 ways



Reasons for Choosing New Inst



Responses from Students who Moved TO a College or Institute

Transfer Experience

25	Credits Earned	COL & INST		SYSTEM	
	Median Credits Earned at 2010-2011 Institution	17	~	21	~

26	Expected to Transfer Credits to Fall 2011 Institution	COL & INST		SYSTEM	
	Yes	295	43.0%	938	61.9%
	No	391	57.0%	577	38.1%
	Total Respondents	686	100.0%	1,515	100.0%

27	Of Course Credit Completed at 2010-2011 Institution, How Much was Received at Fall 2011 Institution	COL & INST		SYSTEM	
	All of the credit	82	30.9%	364	41.5%
	Most of the credit	57	21.5%	280	31.9%
	Some of the credit	90	34.0%	179	20.4%
	None of the credit	36	13.6%	54	6.2%
	Total Respondents	265	100.0%	877	100.0%

28	Of the Transfer Credit Received at new Fall 2011 Institution, How Much Was Able to Be Applied to Program (i.e., met one of the specific or elective requirements of the program)	COL & INST		SYSTEM	
	All of the credit	92	41.1%	328	40.7%
	Most of the credit	53	23.7%	266	33.0%
	Some of the credit	65	29.0%	186	23.1%
	None of the credit	14	6.3%	25	3.1%
	Total Respondents	224	100.0%	805	100.0%

29	Satisfaction with Experience of Transferring Credits	COL & INST		SYSTEM	
	Very satisfied	81	30.7%	316	35.5%
	Satisfied	59	22.3%	258	29.0%
	Neutral	61	23.1%	142	16.0%
	Dissatisfied	29	11.0%	97	10.9%
	Very dissatisfied	34	12.9%	77	8.7%
	Total Respondents	264	100.0%	890	100.0%

30	Reasons for Satisfaction with the Experience of Transferring Credits (multiple responses allowed)	COL & INST		SYSTEM	
	Got all the transfer credit expected	74	52.9%*	300	52.3%*
	Got into desired program	67	47.9%*	281	49.0%*
	Got into desired courses	52	37.1%*	231	40.2%*
	How grades for transfer courses were calculated at Fall 2011 Institution	23	16.4%*	87	15.2%*
	Got transfer information required	41	29.3%*	163	28.4%*
	Transfer process easy to understand	60	42.9%*	217	37.8%*
	Courses taken at 2010-2011 Institution were in the BC Transfer Guide	48	34.3%*	249	43.4%*
	Other	2	1.4%*	19	3.3%*
	Total Respondents	140	100.0%	574	100.0%

* Percent of respondents who identified this reason

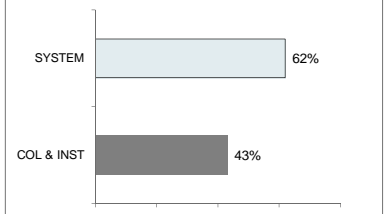
31	Reasons for Dissatisfaction with the Experience of Transferring Credits (multiple responses allowed)	COL & INST		SYSTEM	
	Didn't get all the transfer credit expected	34	54.0%*	103	59.2%*
	Didn't get into desired program	3	4.8%*	13	7.5%*
	Didn't get into desired courses	7	11.1%*	26	14.9%*
	How grades for transfer courses were calculated at Fall 2011 Institution	12	19.0%*	35	20.1%*
	Sought transfer information but did not get information required	15	23.8%*	46	26.4%*
	Transfer process difficult to understand	22	34.9%*	59	33.9%*
	Courses taken at 2010-2011 Institution were not in the BC Transfer Guide	24	38.1%*	58	33.3%*
	Other	15	23.8%*	52	29.9%*
	Total Respondents	63	100.0%	174	100.0%

* Percent of respondents who identified this reason

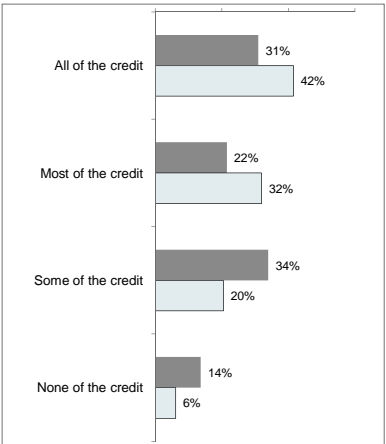
32	How could your overall transfer experience have been improved? (multiple responses allowed)	COL & INST		SYSTEM	
	Better advising at 2010-2011 Institution	157	20.7%*	372	22.9%*
	Better advising at Fall 2011 Institution	112	14.8%*	274	16.9%*
	Better information in the BC Transfer Guide about what courses transfer	183	24.2%*	396	24.4%*
	Same grading scale at both institutions	114	15.1%*	342	21.1%*
	Better course options at Fall 2011 Institution	118	15.6%*	244	15.0%*
	Better course matches between institutions	233	30.8%*	587	36.2%*
	Other	65	8.6%*	131	8.1%*
	Total Respondents	757	100.0%	1,623	100.0%

* Percent of respondents who identified this potential improvement

Expected to Transfer Credit



Transfer Credit Received at Fall 2011 Institution



Overall Satisfaction with Transfer Experience

