

Reponse Rates and Demographics

1 Response Frequencies and Rates:		RES UNIV		SYSTEM	
Eligible for Survey		1,381	100.0%	5,932	100.0%
Respondents		542	39.2%	1,623	27.4%

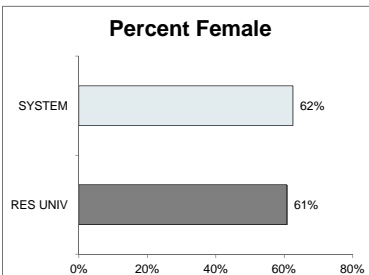
2 Original Institution-type*		RES UNIV		SYSTEM	
Colleges		261	48.2%	627	38.6%
Institutes		15	2.8%	100	6.2%
Teaching Universities		209	38.6%	514	31.7%
Research Universities		57	10.5%	382	23.5%

* Institution-type of 2010-2011 institution

3 Age at time of Survey		RES UNIV		SYSTEM	
Median Age		23		23	

4 Gender		RES UNIV		SYSTEM	
Male		213	39.3%	609	37.5%
Female		329	60.7%	1,014	62.5%

Please note that cells with no data have been suppressed in accordance with the Statistics Act and the Freedom of Information and Protection of Privacy Act.



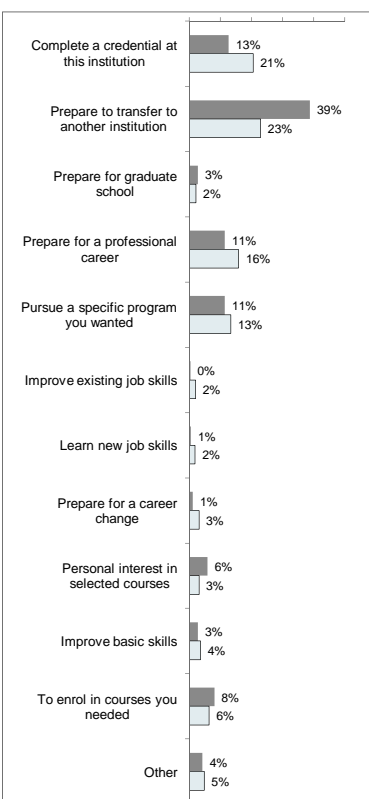
Original Institution, 2010-2011 Academic Year*

* What Fall 2011 College/Institute students said about their previous 2010-2011 institution

5 Goals for Enrolling (multiple responses allowed)		RES UNIV		SYSTEM	
Complete a credential at this institution		130	24.0%*	540	33.3%*
Prepare to transfer to another institution		284	52.4%*	532	32.8%*
Prepare for graduate school		27	5.0%*	88	5.4%*
Prepare for a professional career		155	28.6%*	552	34.0%*
Pursue a specific program you wanted		171	31.5%*	533	32.8%*
Improve existing job skills		12	2.2%*	81	5.0%*
Learn new job skills		21	3.9%*	106	6.5%*
Prepare for a career change		27	5.0%*	132	8.1%*
Personal interest in selected courses		121	22.3%*	361	22.2%*
Improve basic skills		51	9.4%*	168	10.4%*
To enrol in courses you needed		143	26.4%*	344	21.2%*
Other		29	5.4%*	99	6.1%*
Total Respondents		542	100.0%	1,623	100.0%

* Percent of respondents who identified this goal as one of their top 3

Most Important Goal for Enrolling



6 Most Important Goal (single response)		RES UNIV		SYSTEM	
Complete a credential at this institution		69	12.7%	327	20.6%
Prepare to transfer to another institution		211	38.8%	364	22.9%
Prepare for graduate school		15	2.8%	35	2.2%
Prepare for a professional career		62	11.4%	252	15.9%
Pursue a specific program you wanted		62	11.4%	212	13.3%
Improve existing job skills				32	2.0%
Learn new job skills				30	1.9%
Prepare for a career change				50	3.1%
Personal interest in selected courses		32	5.9%	50	3.1%
Improve basic skills		15	2.8%	58	3.7%
To enrol in courses you needed		44	8.1%	102	6.4%
Other		23	4.2%	77	4.8%
Total Respondents		544	100.0%	1,589	100.0%

7 Extent to which most important goal was met		RES UNIV		SYSTEM	
Completely met		232	43.1%	459	28.4%
Mostly met		193	35.9%	487	30.1%
Not really met		72	13.4%	403	24.9%
Not at all met		41	7.6%	268	16.6%
Total Respondents		538	100.0%	1,617	100.0%

Responses from Students who Moved TO a Research University

Original Institution, 2010-2011 Academic Year (cont'd)

8 Main Goal Completely or Mostly Met, by Goal*	RES UNIV		SYSTEM	
Complete a credential at this institution	34	49.3%	118	36.1%
Prepare to transfer to another institution	199	94.3%	281	77.2%
Prepare for graduate school	10	66.7%	16	45.7%
Prepare for a professional career	37	59.7%	101	40.1%
Pursue a specific program you wanted	36	58.1%	103	48.6%
Improve existing job skills			26	81.3%
Learn new job skills			13	43.3%
Prepare for a career change			24	48.0%
Personal interest in selected courses	25	78.1%	80	71.4%
Improve basic skills	13	86.7%	39	67.2%
To enrol in courses you needed	39	88.6%	83	81.4%
Other	22	95.7%	58	75.3%

* Frequencies are those who completely or mostly met their goal; percentages are of those who identified that main goal.

9 Grades Received	RES UNIV		SYSTEM	
Much higher than expected	27	5.0%	72	4.5%
Somewhat higher than expected	125	23.1%	269	16.9%
As expected	286	52.8%	758	47.5%
Somewhat lower than expected	81	14.9%	280	17.5%
Much lower than expected	23	4.2%	217	13.6%
Total Respondents	542	100.0%	1,596	100.0%

10 Reasons for Leaving (multiple responses allowed)	RES UNIV		SYSTEM	
Intended to leave all along	207	38.2%*	368	22.7%*
Completed all the credits you needed	168	31.0%*	328	20.2%*
Changed your mind about your program	66	12.2%*	413	25.4%*
Not enough course variety offered	134	24.7%*	272	16.8%*
Got admitted to a better institution	201	37.1%*	348	21.4%*
Poor quality instruction	18	3.3%*	141	8.7%*
Could not cope with academic requirements	10	1.8%*	137	8.4%*
Poor student support services (e.g., advising, counselling, housing, etc.)	15	2.8%*	86	5.3%*
Campus life options limited (e.g., extra-curricular activities, sports, etc.)	32	5.9%*	66	4.1%*
Poor financial incentives to stay (limited scholarships, bursaries, awards etc.)	8	1.5%*	71	4.4%*
Parents wanted you to leave	14	2.6%*	33	2.0%*
Limited academic support	19	3.5%*	101	6.2%*
Convenience (e.g., transportation)	29	5.4%*	165	10.2%*
Class scheduling	24	4.4%*	97	6.0%*
Personal circumstances (e.g. health, family)	48	8.9%*	231	14.2%*
Other	130	24.0%*	412	25.4%*
Total Respondents	542	100.0%	1,623	100.0%

* Percent of respondents who identified this reason as one of their top 3

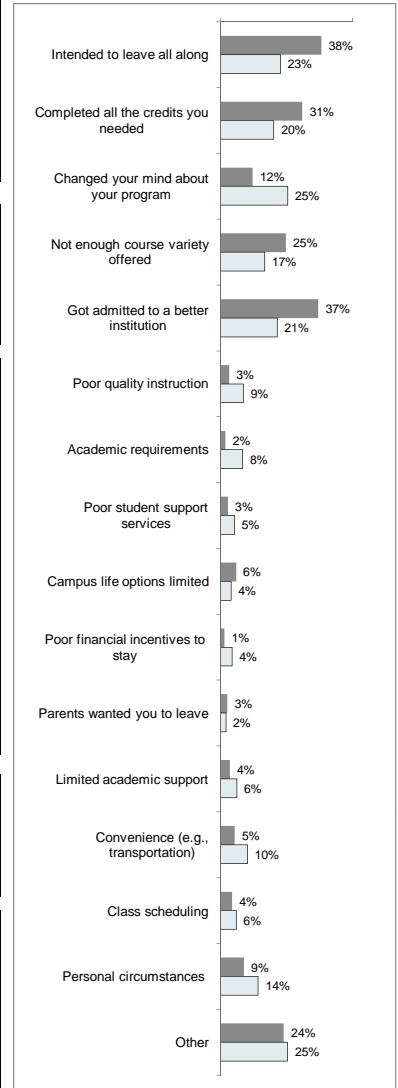
11 Satisfaction with 2010-2011 Institution	RES UNIV		SYSTEM	
Very satisfied	178	33.2%	412	13.7%
Satisfied	286	53.4%	1,623	54.0%
Dissatisfied	56	10.4%	456	15.2%
Very dissatisfied	16	3.0%	512	17.0%
Total Respondents	536	100.0%	3,003	100.0%

12 What the Institution Could Have Changed to Prevent Leaving (multiple responses allowed)	RES UNIV		SYSTEM	
Wider course offerings	175	32.3%*	456	28.1%*
Offer the program you want	193	35.6%*	512	31.5%*
Better reputation	123	22.7%*	190	11.7%*
Faculty and instructors more available to students	14	2.6%*	119	7.3%*
Better quality instruction	59	10.9%*	231	14.2%*
Better student support services (e.g., advising, counselling, housing, etc.)	41	7.6%*	164	10.1%*
Better campus life options (e.g., extra-curricular activities, sports, etc.)	55	10.1%*	118	7.3%*
Better financial incentives (e.g., scholarships, bursaries, awards, etc.)	43	7.9%*	153	9.4%*
Friendlier campus atmosphere	35	6.5%*	124	7.6%*
Better academic support for students	33	6.1%*	189	11.6%*
More work opportunities on campus	19	3.5%*	85	5.2%*
Other	104	19.2%*	327	20.1%*
Total Respondents	542	100.0%	1,623	100.0%

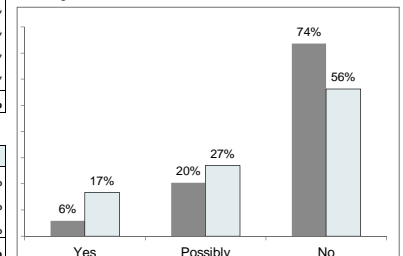
* Percent of respondents who identified this change as one of their top 3

13 Expect to Return to Institution in Future	RES UNIV		SYSTEM	
Yes	28	5.9%	240	16.7%
Possibly	97	20.4%	387	27.0%
No	350	73.7%	808	56.3%
Total Respondents	475	100.0%	1,435	100.0%

Reasons for Leaving



Expect to Return to Inst in Future

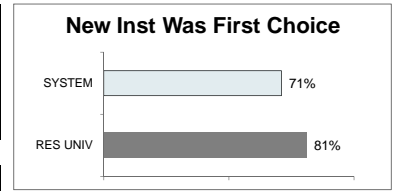


Responses from Students who Moved TO a Research University

New Institution, Fall 2011*

* What those who moved to a College or Institute said about it

14 Decided to Move to New Institution	RES UNIV		SYSTEM	
Before enrolling at original institution	233	44.0%	379	24.4%
Soon after starting at original Institution	71	13.4%	175	11.3%
After at least one term at original Institution	186	35.2%	571	36.8%
After leaving original Institution	39	7.4%	427	27.5%
Total Respondents	529	100.0%	1,552	100.0%

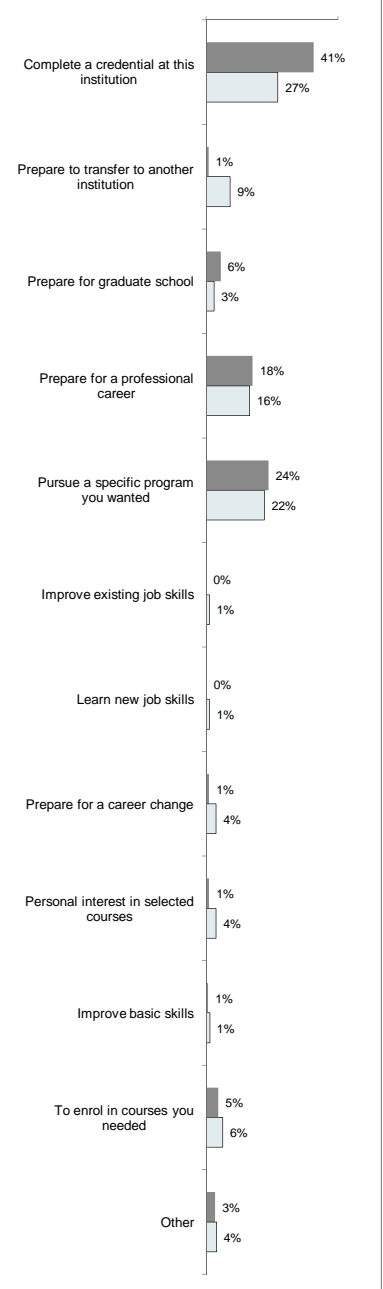


15 Fall 2011 Institution was First Choice for Subsequent Studies	RES UNIV		SYSTEM	
Yes	422	81.0%	1,090	71.0%
No	99	19.0%	445	29.0%
Total Respondents	521	100.0%	1,535	100.0%

Most Important Goal for Enrolling

16 Goals for Enrolling at New Fall 2011 Institution (multiple responses allowed)**	RES UNIV		SYSTEM	
Complete a credential at this institution	305	56.3%*	729	44.9%*
Prepare to transfer to another institution	16	3.0%*	229	14.1%*
Prepare for graduate school	112	20.7%*	174	10.7%*
Prepare for a professional career	244	45.0%*	650	40.0%*
Pursue a specific program you wanted	305	56.3%*	804	49.5%*
Improve existing job skills	15	2.8%*	97	6.0%*
Learn new job skills	23	4.2%*	150	9.2%*
Prepare for a career change	38	7.0%*	210	12.9%*
Personal interest in selected courses	106	19.6%*	297	18.3%*
Improve basic skills	17	3.1%*	82	5.1%*
To enrol in courses you needed	107	19.7%*	348	21.4%*
Other	26	4.8%*	96	5.9%*
Total Respondents	542	100.0%	1,623	100.0%

** Percent of respondents who identified this goal as one of their top 3



17 Most Important Goal for Enrolling at New Institution (single response)	RES UNIV		SYSTEM	
Complete a credential at this institution	212	40.8%	438	27.3%
Prepare to transfer to another institution	5	1.0%	147	9.1%
Prepare for graduate school	29	5.6%	49	3.0%
Prepare for a professional career	92	17.7%	265	16.5%
Pursue a specific program you wanted	123	23.7%	355	22.1%
Improve existing job skills			21	1.3%
Learn new job skills			21	1.3%
Prepare for a career change	6	1.2%	61	3.8%
Personal interest in selected courses	6	1.2%	61	3.8%
Improve basic skills			23	1.4%
To enrol in courses you needed	24	4.6%	102	6.3%
Other	18	3.5%	64	4.0%
Total Respondents	520	100.0%	1,607	100.0%

18 Extent to which most important goal has been met so far	RES UNIV		SYSTEM	
Completely met	176	36.7%	558	37.2%
Mostly met	220	45.9%	714	47.6%
Not really met	65	13.6%	161	10.7%
Not at all met	18	3.8%	66	4.4%
Total Respondents	479	100.0%	1,499	100.0%

19 Main Goal at Fall 2011 Institution Completely or Mostly Met, by Goal*	RES UNIV		SYSTEM	
Complete a credential at this institution	140	66.0%	307	70.1%
Prepare to transfer to another institution	4	80.0%	105	71.4%
Prepare for graduate school	18	62.1%	34	69.4%
Prepare for a professional career	60	65.2%	208	78.5%
Pursue a specific program you wanted	112	91.1%	320	90.1%
Improve existing job skills			17	81.0%
Learn new job skills			18	85.7%
Prepare for a career change			46	75.4%
Personal interest in selected courses	17	81.0%	52	81.3%
Improve basic skills	3	75.0%	18	78.3%
To enrol in courses you needed	22	91.7%	92	90.2%
Other	14	77.8%	50	78.1%

* Frequencies are those who completely or mostly met their goal; percentages are of those who identified that main goal.

Responses from Students who Moved TO a Research University

New Institution, Fall 2011 (cont'd)

20	Grades Received at Fall 2011 Institution (so far)	RES UNIV		SYSTEM	
	Much higher than expected	28	5.2%	124	7.8%
	Somewhat higher than expected	85	15.9%	319	20.1%
	As expected	214	39.9%	719	45.4%
	Somewhat lower than expected	157	29.3%	327	20.6%
	Much lower than expected	52	9.7%	96	6.1%
	Total Respondents	536	100.0%	1,585	100.0%

21	Relatedness of Program at Original Institution to Program at Fall 2011 Institution	RES UNIV		SYSTEM	
	Very related	224	42.3%	473	29.9%
	Somewhat related	227	42.8%	623	39.4%
	Not very related	48	9.1%	236	14.9%
	Not at all related	31	5.8%	249	15.7%
	Total Respondents	530	100.0%	1,581	100.0%

22	Reasons for Choosing Fall 2011 Institution over other Institutions (multiple responses allowed)	RES UNIV		SYSTEM	
	Availability of programs or courses you wanted	255	47.0%*	836	51.5%*
	Reputation of the institution	234	43.2%*	530	32.7%*
	Reputation of the program	204	37.6%*	530	32.7%*
	Availability of a scholarship, bursary, or award	28	5.2%*	57	3.5%*
	Smaller classes	44	8.1%*	367	22.6%*
	Strong co-op program	78	14.4%*	143	8.8%*
	Campus life opportunities	55	10.1%*	94	5.8%*
	Convenient location (close to home or short commute)	192	35.4%*	635	39.1%*
	Personal circumstances (e.g., health, family)	93	17.2%*	262	16.1%*
	Other	64	11.8%*	192	11.8%*
	Total Respondents	542	100.0%	1,623	100.0%

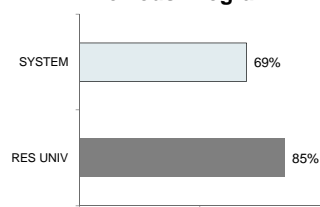
* Percent of respondents who identified this reason as one of their top 3

23	Satisfaction with Fall 2011 Institution	RES UNIV		SYSTEM	
	Very satisfied	150	28.6%	521	33.1%
	Satisfied	296	56.5%	860	54.7%
	Dissatisfied	62	11.8%	144	9.2%
	Very dissatisfied	16	3.1%	48	3.1%
	Total Respondents	524	100.0%	1,573	100.0%

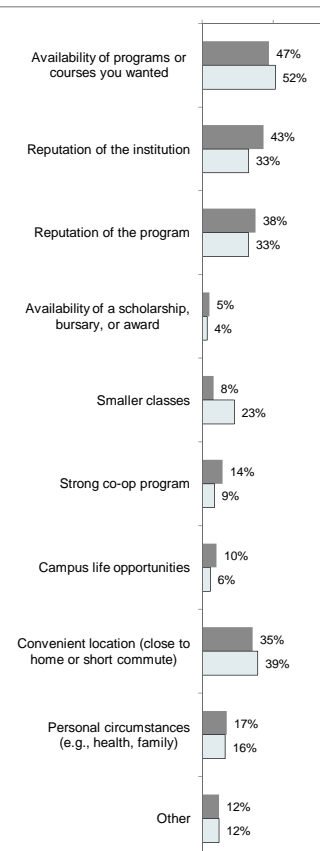
24	How Experience at New Institution Could be Improved (multiple responses allowed)	RES UNIV		SYSTEM	
	Faculty and instructors more available to students	92	17.0%*	214	13.2%*
	Better program quality	97	17.9%*	295	18.2%*
	Better quality instruction	124	22.9%*	358	22.1%*
	Better student support services (advising, counselling, housing, etc.)	93	17.2%*	229	14.1%*
	Better campus life options (extra-curricular activities, sports, etc.)	55	10.1%*	229	14.1%*
	Better financial incentives (scholarships, bursaries, awards, etc.)	170	31.4%*	392	24.2%*
	Friendlier campus atmosphere	94	17.3%*	199	12.3%*
	More work opportunities on campus	75	13.8%*	232	14.3%*
	Better access to courses	170	31.4%*	430	26.5%*
	Other	72	13.3%*	219	13.5%*
	Total Respondents	542	100.0%	1,623	100.0%

* Percent of respondents who identified this as one of their top 3 ways

New Program Somewhat/Very Related to Previous Program



Reasons for Choosing New Inst



Responses from Students who Moved TO a Research University

Transfer Experience

25	Credits Earned	RES UNIV		SYSTEM	
	Median Credits Earned at 2010-2011 Institution	25	~	21	~

26	Expected to Transfer Credits to Fall 2011 Institution	RES UNIV		SYSTEM	
	Yes	465	87.7%	938	61.9%
	No	65	12.3%	577	38.1%
	Total Respondents	530	100.0%	1,515	100.0%

27	Of Course Credit Completed at 2010-2011 Institution, How Much was Received at Fall 2011 Institution	RES UNIV		SYSTEM	
	All of the credit	211	46.8%	364	41.5%
	Most of the credit	182	40.4%	280	31.9%
	Some of the credit	50	11.1%	179	20.4%
	None of the credit	8	1.8%	54	6.2%
	Total Respondents	451	100.0%	877	100.0%

28	Of the Transfer Credit Received at new Fall 2011 Institution, How Much Was Able to Be Applied to Program (i.e., met one of the specific or elective requirements of the program)	RES UNIV		SYSTEM	
	All of the credit	178	40.9%	328	40.7%
	Most of the credit	166	38.2%	266	33.0%
	Some of the credit	84	19.3%	186	23.1%
	None of the credit	7	1.6%	25	3.1%
	Total Respondents	435	100.0%	805	100.0%

29	Satisfaction with Experience of Transferring Credits	RES UNIV		SYSTEM	
	Very satisfied	178	39.0%	316	35.5%
	Satisfied	146	32.0%	258	29.0%
	Neutral	50	11.0%	142	16.0%
	Dissatisfied	55	12.1%	97	10.9%
	Very dissatisfied	27	5.9%	77	8.7%
	Total Respondents	456	100.0%	890	100.0%

30	Reasons for Satisfaction with the Experience of Transferring Credits (multiple responses allowed)	RES UNIV		SYSTEM	
	Got all the transfer credit expected	173	53.4%*	300	52.3%*
	Got into desired program	168	51.9%*	281	49.0%*
	Got into desired courses	142	43.8%*	231	40.2%*
	How grades for transfer courses were calculated at Fall 2011 Institution	48	14.8%*	87	15.2%*
	Got transfer information required	86	26.5%*	163	28.4%*
	Transfer process easy to understand	119	36.7%*	217	37.8%*
	Courses taken at 2010-2011 Institution were in the BC Transfer Guide	170	52.5%*	249	43.4%*
	Other	12	3.7%*	19	3.3%*
	Total Respondents	324	100.0%	574	100.0%

* Percent of respondents who identified this reason

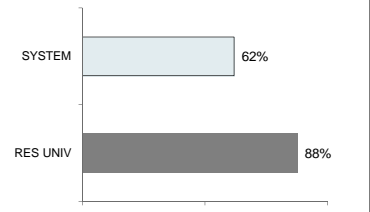
31	Reasons for Dissatisfaction with the Experience of Transferring Credits (multiple responses allowed)	RES UNIV		SYSTEM	
	Didn't get all the transfer credit expected	54	65.9%*	103	59.2%*
	Didn't get into desired program	9	11.0%*	13	7.5%*
	Didn't get into desired courses	13	15.9%*	26	14.9%*
	How grades for transfer courses were calculated at Fall 2011 Institution	14	17.1%*	35	20.1%*
	Sought transfer information but did not get information required	23	28.0%*	46	26.4%*
	Transfer process difficult to understand	28	34.1%*	59	33.9%*
	Courses taken at 2010-2011 Institution were not in the BC Transfer Guide	25	30.5%*	58	33.3%*
	Other	29	35.4%*	52	29.9%*
	Total Respondents	82	100.0%	174	100.0%

* Percent of respondents who identified this reason

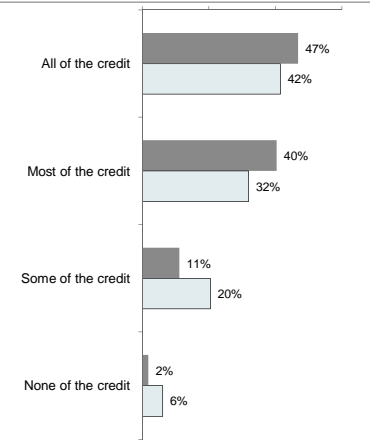
32	How could your overall transfer experience have been improved? (multiple responses allowed)	RES UNIV		SYSTEM	
	Better advising at 2010-2011 Institution	141	26.0%*	372	22.9%*
	Better advising at Fall 2011 Institution	109	20.1%*	274	16.9%*
	Better information in the BC Transfer Guide about what courses transfer	120	22.1%*	396	24.4%*
	Same grading scale at both institutions	168	31.0%*	342	21.1%*
	Better course options at Fall 2011 Institution	78	14.4%*	244	15.0%*
	Better course matches between institutions	233	43.0%*	587	36.2%*
	Other	43	7.9%*	131	8.1%*
	Total Respondents	542	100.0%	1,623	100.0%

* Percent of respondents who identified this potential improvement

Expected to Transfer Credit



Transfer Credit Received at Fall 2011 Institution



Overall Satisfaction with Transfer Experience

